

**TOWNSHIP OF SOUTH WHITEHALL  
LEHIGH COUNTY, PENNSYLVANIA**

**PUBLIC SAFETY COMMISSION**

**PUBLIC MEETING**

**MINUTES**

**June 2, 2025**

A Public Meeting of the South Whitehall Township Public Safety Commission was held on the above date in the Township Municipal Building located at 4444 Walbert Avenue, Allentown, Lehigh County, Pennsylvania.

**Members attending were:**

Thomas Yezerski, Chairman  
Richard Snyder, Vice Chairman  
Ricardo Diaz, Chief, Cetronia Fire Company  
Frank Lombardo, Chief, South Whitehall Township Police Department  
Chris Peischl, At Large Member  
Barry Search, Chief, Woodlawn Fire Department  
Michael Smith, At Large Member

**Board of Commissioner Members attending were:**

Diane Kelly

**Others attending were:**

Carrie Frey, Director of Operations, Cetronia Ambulance Corps.

**Township Staff attending were:**

Herb Bender, Director of Township Operations  
John Frantz, Fire Marshal  
Jason Grozier, Sergeant, Police Department  
Thomas Petrucci, Township Manager  
Chris Stroehler, Long Range Planner

**AGENDA ITEM #1 - CALL TO ORDER**

The meeting was called to order at 7:01 p.m.

**AGENDA ITEM #2 - APPROVAL OF MINUTES**

The minutes of May 5, 2025 were approved with corrections.

### **AGENDA ITEM #3 - OLD BUSINESS**

None.

### **AGENDA ITEM #4 – COURTESY OF THE FLOOR**

Mr. Ed McGrory of 2127 Belmont Street addressed the Commission regarding the condition of the alley that is behind his house and is parallel to Huckleberry Road and Belmont Street.

An individual living on Huckleberry Road has continually dug holes and ditches into the alley rendering it impassible. This individual has been belligerent to the neighbors that have confronted him about the holes. The neighbors are concerned because the condition of the alley would also prohibit access for emergency vehicles. He also parks a vehicle on the Woodlawn Fire Company Social Hall property that funnels alley traffic into the holes. This condition was brought to the attention of the Township Code Enforcement Officer as far back as 2023. It was reported to the residents that there was nothing the Township could do to force the individual to maintain his portion of the alley.

Director Bender indicated that the property owners adjacent to the alley are responsible for a 50% split of the maintenance of the alley. The Township is not responsible for maintenance of the alley. However, he will attempt to meet with the property owner to discuss the issue.

Commissioner Peischl indicated that he experienced a similar issue with an alley in his neighborhood. He suggested that the residents seek relief from the District Magistrate.

Ms. Deborah Gambler of 1576 Blue Barn Road addressed the Commission in regard to the status of the previously identified traffic issues on Blue Barn Road.

Manager Petrucci reported that initial traffic data has been obtained. Additional data is set to be gathered during the summer when school is not in session. A road safety audit is also in process of being drafted.

Ms. Gambler also expressed a concern, although not a safety issue, about the grass cutting performed by the Township Public Works Department along the shoulder of Blue Barn Road. She indicated that her flowers along the road are being cut down in this process.

Director Bender indicated that the Township has been utilizing new machinery, as well as new personnel, to perform the cutting. He indicated that he would visit her property to see the issue and see what can be done to address her concerns.

## **AGENDA ITEM #5 - NEW BUSINESS**

### **A. Commissioner's Report**

None.

### **B. Fire Companies Report**

Chief Diaz reported that Cetronia responded to seventy-seven calls for the month of May 2025. This is a ten percent increase from May 2024. Cetronia has responded to three-hundred and fifty-one call year-to-date. This is a sixteen percent increase from this timeframe in 2024.

There were no significant events during May 2025. The average response time to arrival time is four minutes and twelve seconds and the average dispatch time to responding time is twelve seconds.

One Lieutenant completed a Command Officer class, one Junior Firefighter completed Firefighter 1, one firefighter completed a Truck Company class, and two individuals completed officer training. There were two station tours conducted, High angle rope training was held at Dorney Park, and the Tower assisted at the St. Joesph School egg drop.

Chief Garger submitted the response report via email for Greenawalds for the month of May 2025. It is included as an attachment to these minutes.

Commissioner Peischl reported that Greenawalds responded to sixty-one calls for the month of May 2025 and two-hundred and ninety-four calls year-to-date 2025. He highlighted many additional items contained in the Greenawalds monthly report and that the Township Emergency Alarm Ordinance is having an effect on reducing nuisance fire alarms.

Mr. Frantz indicated that Chief Neas submitted the response report via email for Tri-Clover for the month of May 2025. It is included as an attachment to these minutes.

Chief Search submitted the response report for Woodlawn for the month of May 2025. It is included as an attachment to these minutes. Woodlawn responded to sixty-six calls for the month of May 2025.

There were nine calls to serious fire outside of the Township, with rehab and cascade calls continuing to generate a high number of responses. Their cascade assisted the Allentown Fire department for two days to support their fire academy. Personnel attended a training conducted by the South Whitehall Township Police Department regarding traffic laws concerning the use of blue lights as well as emergency responses in general. Woodlawn assisted at the Township Electronics Recycling Event at Covered Bridge Park and for the funeral procession of Firefighter April Lubenetski. Three personnel graduated from the EMT program. Woodlawn held their annual awards banquet at the Club at Twin Lakes.

### **C. Emergency Management Team Report**

Coordinator Kelly submitted the Emergency Management report via email for the month of May 2025. It is included as an attachment to these minutes. Mr. Frantz highlighted the report information for the Commission.

### **D. Police Report**

Chief Lombardo expressed his thanks to those individuals and agencies that have contacted the police to show their support for the department.

Chief Lombardo submitted the police report via email for the month of May 2025. It is included as an attachment to these minutes. The Police responded to one thousand, six-hundred and five calls, ninety-six motor vehicle crashes, made forty-eight arrests, performed three-hundred and seventy-one motor vehicle stops. From that, the department issued citations for approximately one-third of those motorists. They performed seven-hundred and forty directed patrol assignments that included traffic enforcement, park checks, and neighborhood checks and performed seven vigilance checks.

A total of eighty-six hours of firearms training and two-hundred and twenty-eight hours of career development training were completed.

The SRO's performed eleven presentations and handled twenty-two cases. The criminal investigators performed fifty-four investigations, seventy-three supplementals and handled one hundred and eighteen pieces of evidence.

New pregnancy and body-worn camera policies were completed.

### **E. Emergency Medical Services Report**

Director Frey reported that Cetronia responded to two-hundred and seventy-three calls for the month of May 2025. One hundred and seventy-four calls were ALS, ninety-nine were BLS. Nine of those calls were handled by mutual aid providers. The busiest day of the week was Friday, and the busiest time was the eleven o'clock hour.

#### **F. Parkland School District Report**

None.

#### **G. Member Concerns**

None.

#### **H. Public Works Projects**

Director Bender reported that roadside mowing, street sweeping, and rebuilding of storm inlets has commenced. SCADA system upgrades for the water system are continuing. Street signs in area four of the township are being evaluated to be sure that they comply with standards for visibility.

#### **I. Township Community Events**

The first of the summer concerts in the park is being held on Friday June 6, 2025. The police National Night Out event will be held on the first Tuesday in August, 2025.

#### **J. Subdivision Review**

None.

#### **K. Address Assignments**

##### **1. 81 South Cedar Crest Boulevard, Major Plan 2023-107**

Mr. Frantz explained that the developer has proposed the name of Creekview Lane for the proposed road in this subdivision. There are currently no streets with that name in the township. The plan will be back before the Commission for review after the Township Engineer assigns address numbers to the proposed lots.

The members of the Commission agreed that the street created by the subdivision can be named Creekview Lane.

## **L. South Whitehall Transportation PLAN, Vision Zero Taskforce**

South Whitehall Township Long-Range Planner Chris Strohler presented the topic to the Commission.

The adopted South Whitehall Transportation PLAN contains the formation of a Vision Zero Taskforce, which is proposed to be an ad hoc group of members of this Commission and some from a steering committee that was created to help develop the Transportation Plan. This taskforce would meet a few times every year to help track transportation projects and to monitor effectiveness of the plan. The taskforce would give an annual report to the Commission about possible projects for the following year.

A proposed Board of Commissioners resolution creating the taskforce was provided in the meeting packet for the Commissions review. It is desired to have a recommendation from the Commission to the Board of Commissioners to approve the resolution.

Chairman Yezerksi inquired as to if there are any projects ready to be implemented or already ongoing.

Planner Strohler indicated that six priority safety corridors have been identified, with one of them being Hamilton Boulevard. A consultant is currently in the process of being hired to perform a road safety audit for this area. Other road safety audits are currently being performed and possible traffic calming measures are being evaluated for other high injury networks in the township.

Manager Petrucci indicated that the Taskforce would provide updates to the Commission when applicable, not every month, under a line item in the meeting agenda.

A motion was made by Vice Chairman Snyder for the Commission to recommend adoption by the Board of Commissioners of a resolution establishing a Zero Vision Task Force, as identified in the South Whitehall Township Transportation PLAN. The motion was seconded by Commissioner Peischl and the vote passed unanimously.

## **AGENDA ITEM #6 - ADJOURNMENT**

The meeting was adjourned at 7:50 p.m.

ADOPTED THIS DATE:

ATTEST:

---

Secretary

---

Chairman



Community Fire Company No. 1 of South Whitehall Township  
**GREENAWALDS FIRE COMPANY**

2500 FOCHT AVENUE  
ALLENTOWN, PA 18104  
(610) 432 - 0065

June 2, 2025

South Whitehall Township Public Safety Commission  
4444 Walbert Avenue  
Allentown, PA 18104

Dear Public Safety Commission:

Please find attached for your review and comment a statistical analysis of the activities of Greenawalds Fire/Rescue for the month of February 2025. An executive summary is provided below:

**1. Number of Incidents:**

- a. 61 Responses for the month of May (294 responses through 5/31/2025)
  - i. 3.3% Increase year over year in responses for the month of May and a 3.16% Increase year over year in YTD incidents through May.
- b. Calls of all types have been on the rise. No specific incident type was more prevalent than another this month.

**2. Significant Incidents:**

- a. Greenawalds has remained busy with numerous significant responses:
  - i. 5/1/2025 - House Fire 8016 Heritage Drive **\*\*Mayday\*\*** (Lower Macungie)
  - ii. 5/2/2025 - Cover Assignment for Nancy Run (Bethlehem Township)
  - iii. 5/7/2025 - Allentown Standby (City of Allentown)
  - iv. 5/14/2025 - House Fire at 3467 Bellview Road (North Whitehall)
  - v. 5/23/2025 - Dryer Fire at 1855 Mauch Chunk Road

**3. Response Time Average:**

- a. Average Turnout Time for Greenawalds Apparatus (across all vehicles) was 48 seconds (Dispatch to Enroute). A breakdown per apparatus is attached.
  - i. This remained consistent with a 43 second turnout time from May 2024.  
**\*\*An average turnout time of under 1 minute is exceptional for a volunteer fire department. \*\***
- b. Average Response Time (Dispatch to Arrival) was 8 minutes and 18 seconds.
  - i. This is an decrease on the average of 5 minutes and 3 seconds from April of 2024.

1

*Volunteers Proudly Serving Our Community*

1. It is important to note that these response times include all incidents for the month so Mutual Aid responses to other municipalities will skew the average duration due to the distance travelled per incident.
  - c. Average Response Time (Dispatch to Arrival) in South Whitehall Township:
    - i. District 11 - 6 minutes and 53 seconds
    - ii. District 32 - 3 minutes and 1 second
    - iii. District 3 - 4 minutes and 53 seconds
    - iv. District 26 - 6 minutes and 32 seconds
  - d. Average Time spent on scene operating at incidents for the month was 37 minutes and 21 seconds. \*Significantly longer duration incidents this month than last.\*
  - e. Average Number of Responding Members per Incident (All Types): 8.71
4. **Mutual / Automatic Aid**
- a. Mutual Aid Received (May 2025) - 0
  - b. Automatic Aid Received (May 2025) - 2
  - c. Mutual Aid Given (May 2025) - 4
  - d. Automatic Aid Given (May 2025) - 28
  - e. None (May 2025) - 4
5. **Significant Events and Monthly Training:**
- a. Members completed in-house training on Rope Rescues and Engine Company Operations at weekly drills during May 2025.
  - b. On 5/12/2025 Greenawalds and Cetronia Fire Departments conducted a ride evacuation drill on the Ferris Wheel at Dorney Park. Members worked with park staff using various piece of apparatus and techniques to evacuate stranded riders.
  - c. Greenawalds has made several trips to the Parkland High School Science of Fire class to assist with various activities the class is working on including hazardous materials responses and fire extinguishers.
  - d. Several new members have been registered for the upcoming Firefighter 1 program (scheduled to begin in June).
  - e. One member is currently enrolled in Hazardous Materials Technician Class.
  - f. One member is currently enrolled in Fire Instructor I class.
  - g. Two Greenawalds Members will be graduating from the Allentown Fire Academy this weekend.
  - h. Greenawalds accepted three new members into the department at our May business meeting.
  - i. An internal review of our Standard Operations Manual is ongoing, and updates will be forthcoming.
  - j. Greenawalds hosted our annual "Murph" workout event at the firehouse on Memorial Day. Members of the department and members of the community completed the Murph Workout (1 Mile Run / 100 Pull-Ups / 200 Push-Ups / 300 Squats / 1 Mile Run) in honor of Lt. Michael Murphy KIA - Afghanistan and all those who lost their lives in service to our country.
6. **Additional Information:**
- a. Upcoming Events and Training:
    - i. Water Rescue Drill at Dorney Park - 6/2/2025 and 8/25/2025
    - ii. Live Fire Training - 6/9/2025
    - iii. Kratzer Kountry Fair - 6/6/2025
    - iv. Instructing the LVHN-EMI PHRN Vehicle Extrication Class

- v. Instructing / Hosting Vehicle Extrication Training for new EMT's -  
6/21/2025
- vi. Multi-Unit Drill (Q3) - Date TBD
- b. Miscellaneous Achievements:
  - i. Nothing New

Should you have any questions, comments, or concerns pertaining to the report provided above or the accompanying documents, please do not hesitate to contact me directly.

Respectfully Submitted,

Andrew D. Garger  
Chief of Department

# Greenawalds Fire Company

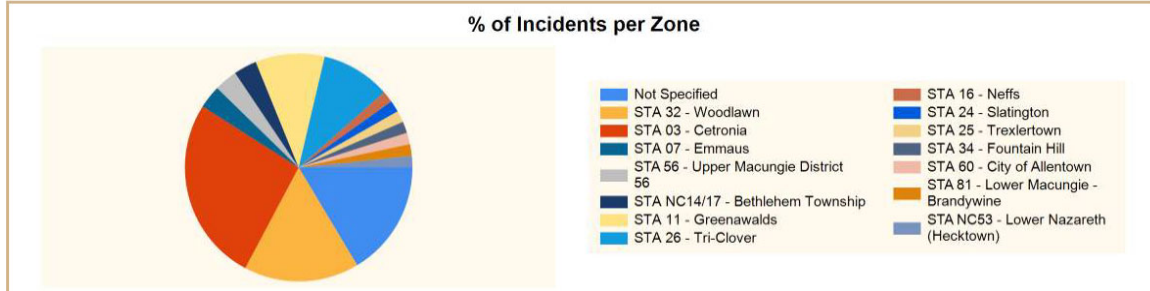
Allentown, PA

This report was generated on 6/2/2025 9:43:45 AM



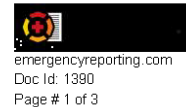
## Count of Incidents by Incident Type per Zone

Incident Status: All | Start Date: 05/01/2025 | End Date: 05/31/2025



INCIDENT TYPE	# INCIDENTS	% of TOTAL
<b>Not Specified</b>		
111 - Building fire	3	4.92%
138 - Off-road vehicle or heavy equipment fire	1	1.64%
322 - Motor vehicle accident with injuries	1	1.64%
411 - Gasoline or other flammable liquid spill	1	1.64%
745 - Alarm system activation, no fire - unintentional	4	6.56%
<b>Zone: Not Specified Total Incident:</b>	<b>10</b>	<b>16.39%</b>
<b>STA 03 - Cetronia</b>		
113 - Cooking fire, confined to container	1	1.64%
131 - Passenger vehicle fire	1	1.64%
322 - Motor vehicle accident with injuries	1	1.64%
350 - Extrication, rescue, other	1	1.64%
353 - Removal of victim(s) from stalled elevator	1	1.64%
745 - Alarm system activation, no fire - unintentional	11	18.03%
<b>Zone: STA 03 - Cetronia Total Incident:</b>	<b>16</b>	<b>26.23%</b>
<b>STA 07 - Emmaus</b>		
321 - EMS call, excluding vehicle accident with injury	1	1.64%
571 - Cover assignment, standby, moveup	1	1.64%
<b>Zone: STA 07 - Emmaus Total Incident:</b>	<b>2</b>	<b>3.28%</b>
<b>STA 11 - Greenawalds</b>		
111 - Building fire	1	1.64%
321 - EMS call, excluding vehicle accident with injury	1	1.64%
551 - Assist police or other governmental agency	1	1.64%
571 - Cover assignment, standby, moveup	1	1.64%
651 - Smoke scare, odor of smoke	1	1.64%
745 - Alarm system activation, no fire - unintentional	1	1.64%
<b>Zone: STA 11 - Greenawalds Total Incident:</b>	<b>6</b>	<b>9.84%</b>

Report shows count of incidents for Status selected.



INCIDENT TYPE	# INCIDENTS	% of TOTAL
<b>STA 16 - Neffs</b>		
111 - Building fire	1	1.64%
Zone: STA 16 - Neffs Total Incident:	1	1.64%
<b>STA 24 - Slatington</b>		
745 - Alarm system activation, no fire - unintentional	1	1.64%
Zone: STA 24 - Slatington Total Incident:	1	1.64%
<b>STA 25 - Trexlertown</b>		
111 - Building fire	1	1.64%
Zone: STA 25 - Trexlertown Total Incident:	1	1.64%
<b>STA 26 - Tri-Clover</b>		
150 - Outside rubbish fire, other	1	1.64%
745 - Alarm system activation, no fire - unintentional	5	8.20%
Zone: STA 26 - Tri-Clover Total Incident:	6	9.84%
<b>STA 32 - Woodlawn</b>		
111 - Building fire	1	1.64%
322 - Motor vehicle accident with injuries	1	1.64%
412 - Gas leak (natural gas or LPG)	1	1.64%
551 - Assist police or other governmental agency	1	1.64%
553 - Public service	1	1.64%
651 - Smoke scare, odor of smoke	1	1.64%
734 - Heat detector activation due to malfunction	1	1.64%
745 - Alarm system activation, no fire - unintentional	3	4.92%
Zone: STA 32 - Woodlawn Total Incident:	10	16.39%
<b>STA 34 - Fountain Hill</b>		
111 - Building fire	1	1.64%
Zone: STA 34 - Fountain Hill Total Incident:	1	1.64%
<b>STA 56 - Upper Macungie District 56</b>		
111 - Building fire	1	1.64%
113 - Cooking fire, confined to container	1	1.64%
Zone: STA 56 - Upper Macungie District 56 Total Incident:	2	3.28%
<b>STA 60 - City of Allentown</b>		
571 - Cover assignment, standby, moveup	1	1.64%
Zone: STA 60 - City of Allentown Total Incident:	1	1.64%
<b>STA 81 - Lower Macungie - Brandywine</b>		
111 - Building fire	1	1.64%
Zone: STA 81 - Lower Macungie - Brandywine Total Incident:	1	1.64%
<b>STA NC14/17 - Bethlehem Township</b>		
322 - Motor vehicle accident with injuries	1	1.64%
571 - Cover assignment, standby, moveup	1	1.64%
Zone: STA NC14/17 - Bethlehem Township Total Incident:	2	3.28%

Report shows count of incidents for Status selected.



INCIDENT TYPE	# INCIDENTS	% of TOTAL
<b>STA NC53 - Lower Nazareth (Hecktown)</b>		
324 - Motor vehicle accident with no injuries.	1	1.64%
Zone: STA NC53 - Lower Nazareth (Hecktown) Total Incident:	1	1.64%
<b>TOTAL INCIDENTS FOR ALL ZONES:</b>	<b>61</b>	<b>100%</b>

Report shows count of incidents for Status selected.



# Greenawalds Fire Company

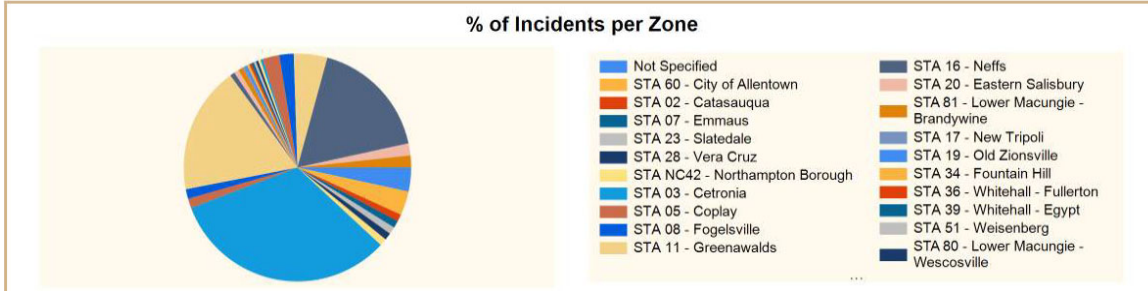
Allentown, PA

This report was generated on 6/2/2025 9:48:50 AM



## Count of Incidents by Incident Type per Zone

Incident Status: All | Start Date: 01/01/2025 | End Date: 12/31/2025



INCIDENT TYPE	# INCIDENTS	% of TOTAL
<b>Not Specified</b>		
111 - Building fire	3	1.02%
138 - Off-road vehicle or heavy equipment fire	1	0.34%
322 - Motor vehicle accident with injuries	1	0.34%
411 - Gasoline or other flammable liquid spill	1	0.34%
745 - Alarm system activation, no fire - unintentional	4	1.36%
<b>Zone: Not Specified Total Incident:</b>	<b>10</b>	<b>3.40%</b>
<b>STA 02 - Catasauqua</b>		
111 - Building fire	2	0.68%
353 - Removal of victim(s) from stalled elevator	1	0.34%
<b>Zone: STA 02 - Catasauqua Total Incident:</b>	<b>3</b>	<b>1.02%</b>
<b>STA 03 - Cetronia</b>		
111 - Building fire	5	1.70%
113 - Cooking fire, confined to container	4	1.36%
114 - Chimney or flue fire, confined to chimney or flue	1	0.34%
131 - Passenger vehicle fire	2	0.68%
132 - Road freight or transport vehicle fire	1	0.34%
142 - Brush or brush-and-grass mixture fire	1	0.34%
322 - Motor vehicle accident with injuries	1	0.34%
350 - Extrication, rescue, other	1	0.34%
352 - Extrication of victim(s) from vehicle	4	1.36%
353 - Removal of victim(s) from stalled elevator	4	1.36%
400 - Hazardous condition, other	1	0.34%
424 - Carbon monoxide incident	1	0.34%
551 - Assist police or other governmental agency	1	0.34%
553 - Public service	1	0.34%
651 - Smoke scare, odor of smoke	3	1.02%
721 - Bomb scare - no bomb	1	0.34%

Report shows count of incidents for Status selected.

emergencyreporting.com  
Doc Id: 1390  
Page # 1 of 5

741 - Sprinkler activation, no fire - unintentional	1	0.34%
743 - Smoke detector activation, no fire - unintentional	1	0.34%
745 - Alarm system activation, no fire - unintentional	61	20.75%
Zone: STA 03 - Cetronia Total Incident:	95	32.31%
<b>STA 05 - Coplay</b>		
111 - Building fire	3	1.02%
622 - No incident found on arrival at dispatch address	1	0.34%
Zone: STA 05 - Coplay Total Incident:	4	1.36%
<b>STA 07 - Emmaus</b>		
140 - Natural vegetation fire, other	1	0.34%
321 - EMS call, excluding vehicle accident with injury	1	0.34%
571 - Cover assignment, standby, moveup	1	0.34%
Zone: STA 07 - Emmaus Total Incident:	3	1.02%
<b>STA 08 - Fogelsville</b>		
111 - Building fire	4	1.36%
Zone: STA 08 - Fogelsville Total Incident:	4	1.36%
<b>STA 11 - Greenawalds</b>		
111 - Building fire	2	0.68%
131 - Passenger vehicle fire	1	0.34%
142 - Brush or brush-and-grass mixture fire	2	0.68%
150 - Outside rubbish fire, other	2	0.68%
311 - Medical assist, assist EMS crew	2	0.68%
321 - EMS call, excluding vehicle accident with injury	8	2.72%
322 - Motor vehicle accident with injuries	1	0.34%
352 - Extrication of victim(s) from vehicle	1	0.34%
411 - Gasoline or other flammable liquid spill	2	0.68%
424 - Carbon monoxide incident	2	0.68%
551 - Assist police or other governmental agency	7	2.38%
553 - Public service	9	3.06%
571 - Cover assignment, standby, moveup	3	1.02%
651 - Smoke scare, odor of smoke	1	0.34%
733 - Smoke detector activation due to malfunction	1	0.34%
745 - Alarm system activation, no fire - unintentional	9	3.06%
Zone: STA 11 - Greenawalds Total Incident:	53	18.03%
<b>STA 16 - Neffs</b>		
111 - Building fire	1	0.34%
300 - Rescue, EMS incident, other	1	0.34%
Zone: STA 16 - Neffs Total Incident:	2	0.68%
<b>STA 17 - New Tripoli</b>		
111 - Building fire	1	0.34%
Zone: STA 17 - New Tripoli Total Incident:	1	0.34%
<b>STA 19 - Old Zionville</b>		
111 - Building fire	1	0.34%

Report shows count of incidents for Status selected.

INCIDENT TYPE	# INCIDENTS	% of TOTAL
Zone: STA 19 - Old Zionsville Total Incident:	1	0.34%
<b>STA 20 - Eastern Salisbury</b>		
111 - Building fire	2	0.68%
Zone: STA 20 - Eastern Salisbury Total Incident:	2	0.68%
<b>STA 23 - Slatedale</b>		
111 - Building fire	3	1.02%
Zone: STA 23 - Slatedale Total Incident:	3	1.02%
<b>STA 24 - Slatington</b>		
111 - Building fire	3	1.02%
745 - Alarm system activation, no fire - unintentional	4	1.36%
Zone: STA 24 - Slatington Total Incident:	7	2.38%
<b>STA 25 - Trexlertown</b>		
111 - Building fire	6	2.04%
Zone: STA 25 - Trexlertown Total Incident:	6	2.04%
<b>STA 26 - Tri-Clover</b>		
111 - Building fire	2	0.68%
131 - Passenger vehicle fire	1	0.34%
142 - Brush or brush-and-grass mixture fire	1	0.34%
150 - Outside rubbish fire, other	2	0.68%
444 - Power line down	1	0.34%
551 - Assist police or other governmental agency	1	0.34%
745 - Alarm system activation, no fire - unintentional	6	2.04%
Zone: STA 26 - Tri-Clover Total Incident:	14	4.76%
<b>STA 28 - Vera Cruz</b>		
111 - Building fire	2	0.68%
132 - Road freight or transport vehicle fire	1	0.34%
Zone: STA 28 - Vera Cruz Total Incident:	3	1.02%
<b>STA 32 - Woodlawn</b>		
111 - Building fire	5	1.70%
113 - Cooking fire, confined to container	3	1.02%
142 - Brush or brush-and-grass mixture fire	1	0.34%
322 - Motor vehicle accident with injuries	1	0.34%
350 - Extrication, rescue, other	1	0.34%
352 - Extrication of victim(s) from vehicle	3	1.02%
400 - Hazardous condition, other	3	1.02%
412 - Gas leak (natural gas or LPG)	2	0.68%
445 - Arcing, shorted electrical equipment	1	0.34%
551 - Assist police or other governmental agency	2	0.68%
553 - Public service	2	0.68%
651 - Smoke scare, odor of smoke	3	1.02%
734 - Heat detector activation due to malfunction	1	0.34%
743 - Smoke detector activation, no fire - unintentional	1	0.34%

Report shows count of incidents for Status selected.



emergencyreporting.com  
 Doc Id: 1390  
 Page # 3 of 5

745 - Alarm system activation, no fire - unintentional	22	7.48%
Zone: STA 32 - Woodlawn Total Incident:	51	17.35%
<b>STA 34 - Fountain Hill</b>		
111 - Building fire	1	0.34%
Zone: STA 34 - Fountain Hill Total Incident:	1	0.34%
<b>STA 36 - Whitehall - Fullerton</b>		
111 - Building fire	1	0.34%
Zone: STA 36 - Whitehall - Fullerton Total Incident:	1	0.34%
<b>STA 39 - Whitehall - Egypt</b>		
111 - Building fire	1	0.34%
Zone: STA 39 - Whitehall - Egypt Total Incident:	1	0.34%
<b>STA 51 - Weisenberg</b>		
123 - Fire in portable building, fixed location	1	0.34%
Zone: STA 51 - Weisenberg Total Incident:	1	0.34%
<b>STA 56 - Upper Macungie District 56</b>		
111 - Building fire	4	1.36%
113 - Cooking fire, confined to container	1	0.34%
Zone: STA 56 - Upper Macungie District 56 Total Incident:	5	1.70%
<b>STA 60 - City of Allentown</b>		
111 - Building fire	1	0.34%
552 - Police matter	1	0.34%
571 - Cover assignment, standby, moveup	4	1.36%
745 - Alarm system activation, no fire - unintentional	4	1.36%
Zone: STA 60 - City of Allentown Total Incident:	10	3.40%
<b>STA 80 - Lower Macungie - Wescosville</b>		
111 - Building fire	1	0.34%
Zone: STA 80 - Lower Macungie - Wescosville Total Incident:	1	0.34%
<b>STA 81 - Lower Macungie - Brandywine</b>		
111 - Building fire	2	0.68%
Zone: STA 81 - Lower Macungie - Brandywine Total Incident:	2	0.68%
<b>STA NC14/17 - Bethlehem Township</b>		
322 - Motor vehicle accident with injuries	1	0.34%
571 - Cover assignment, standby, moveup	4	1.36%
Zone: STA NC14/17 - Bethlehem Township Total Incident:	5	1.70%
<b>STA NC42 - Northampton Borough</b>		
111 - Building fire	2	0.68%
142 - Brush or brush-and-grass mixture fire	1	0.34%
Zone: STA NC42 - Northampton Borough Total Incident:	3	1.02%
<b>STA NC50 - Nazareth</b>		
111 - Building fire	1	0.34%
Zone: STA NC50 - Nazareth Total Incident:	1	0.34%

Report shows count of incidents for Status selected.



INCIDENT TYPE	# INCIDENTS	% of TOTAL
<b>STA NC53 - Lower Nazareth (Hecktown)</b>		
324 - Motor vehicle accident with no injuries.	1	0.34%
Zone: STA NC53 - Lower Nazareth (Hecktown) Total Incident:	1	0.34%
<b>TOTAL INCIDENTS FOR ALL ZONES:</b>	<b>294</b>	<b>100%</b>

Report shows count of incidents for Status selected.



emergencyreporting.com  
 Doc Id: 1390  
 Page # 5 of 5

# Greenawalds Fire Company

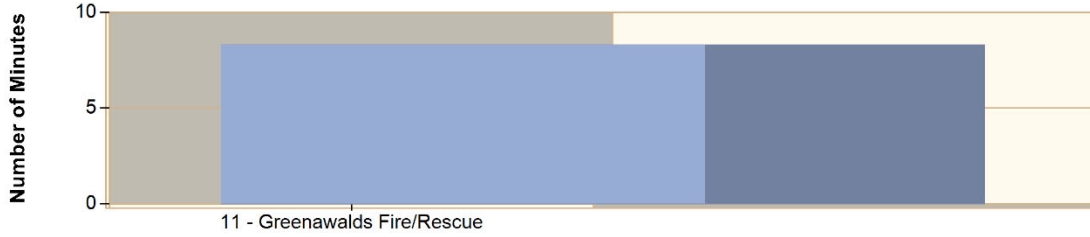
Allentown, PA

This report was generated on 6/2/2025 10:07:30 AM



## Average Response Time per Station for Date Range

Start Date: 05/01/2025 | End Date: 05/31/2025



STATION	AVERAGE RESPONSE MM:SS (Dispatch to Arrived)
11 - Greenawalds Fire/Rescue	8:18

AVERAGE RESPONSE TIME calculated from the average time difference between DISPATCH and ARRIVED times on Basic Info 4. Only REVIEWED incidents included.



# Greenawalds Fire Company

Allentown, PA

This report was generated on 6/2/2025 10:05:35 AM

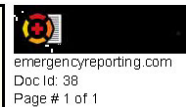


## Average Response Time for Zone for Date Range

Zone: All Zones | Start Date: 05/01/2025 | End Date: 05/31/2025

ZONE TITLE	AVERAGE RESPONSE TIME IN MINUTES (DISPATCH TO ARRIVED)
STA NC14/17 - Bethlehem Township	20.91
STA 81 - Lower Macungie - Brandywine	13.44
STA 16 - Neffs	11.29
STA 56 - Upper Macungie District 56	9.74
STA 11 - Greenawalds	6.88
STA 26 - Tri-Clover	6.54
STA 03 - Cetronia	4.89
STA 32 - Woodlawn	3.01
STA 60 - City of Allentown	0.00

Only REVIEWED incidents included This report shows the time in decimal format. Excludes "Cancelled" apparatus.



# Greenawalds Fire Company

Allertown, PA

This report was generated on 6/2/2025 10:10:50 AM




## Average Turnout Time (Dispatch to Enroute) per Apparatus for Date Range

Start Date: 05/01/2025 | End Date: 05/31/2025

APPARATUS	TURNOUT TIME (min) (Dispatch to Enroute)
11POV	0:07
AC11	0:08
B11	0:10
C11	0:01
DC11	0:02
E11	3:29
R11	2:22
RE11	0:55
TA11	0:42
U11	0:51
U11-1	0:08
<b>AVERAGE TURNOUT TIME:</b>	<b>0:48</b>

Report calculates the average time difference between DISPATCH and ENROUTE for each apparatus. Only incidents where ENROUTE time is provided are included. "Cancelled Apparatus" Times Are included in the calculation of this Report.



# Greenawalds Fire Company

Allentown, PA

This report was generated on 6/2/2025 10:18:22 AM

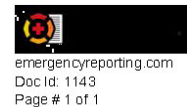


## Average Number of Responding Personnel per Incident Type for Date Range

StartDate: 05/01/2025 | EndDate: 05/31/2025

INCIDENT TYPE	AVG. # PERSONNEL
111 - Building fire	12
113 - Cooking fire, confined to container	11
131 - Passenger vehicle fire	8
150 - Outside rubbish fire, other	14
321 - EMS call, excluding vehicle accident with injury	7
322 - Motor vehicle accident with injuries	8
324 - Motor vehicle accident with no injuries.	12
350 - Extrication, rescue, other	11
353 - Removal of victim(s) from stalled elevator	7
551 - Assist police or other governmental agency	5
553 - Public service	3
571 - Cover assignment, standby, moveup	13
651 - Smoke scare, odor of smoke	7
745 - Alarm system activation, no fire - unintentional	4

Reviewed Incidents only.



# Greenawalds Fire Company

Allentown, PA

This report was generated on 6/2/2025 10:16:58 AM



## Average Time On Scene (Arrive to Cleared) for Date Range

Start Date: 05/01/2025 | End Date: 05/31/2025

AGENCY	AVERAGE TIME ON SCENE (MM:SS)
Greenawalds Fire Company	37:21

AVERAGE TIME ON SCENE is calculated from the average time difference between apparatus' ARRIVED and CLEARED SCENE times from the Basic Info 4 screen. Results exclude cancelled apparatus. Only REVIEWED incidents included.



# Greenawalds Fire Company

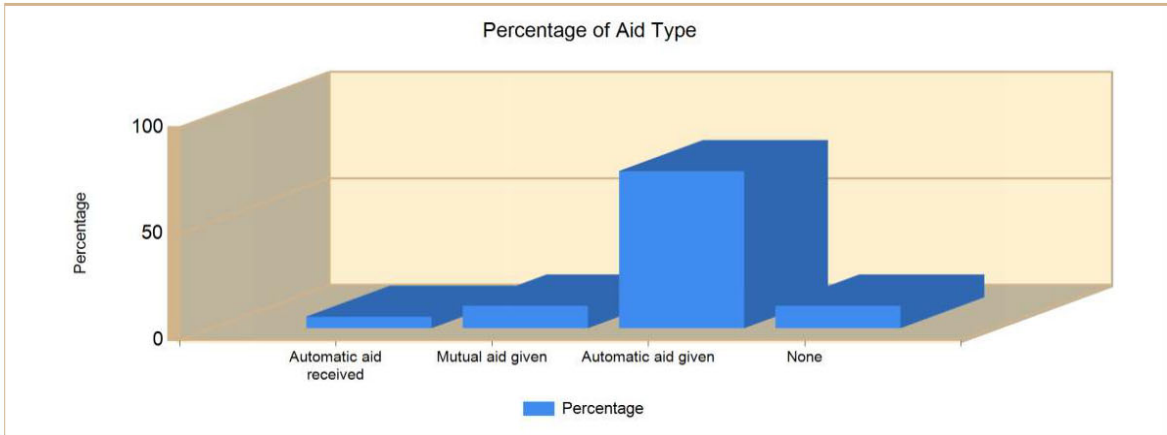
Allertown, PA

This report was generated on 6/2/2025 10:21:33 AM



## Count of Aid Given and Received for Incidents for Date Range

Start Date: 05/01/2025 | End Date: 05/31/2025



AID TYPE	TOTAL	% of TOTAL
Automatic aid received	2	5.3%
Mutual aid given	4	10.5%
Automatic aid given	28	73.7%
None	4	10.5%

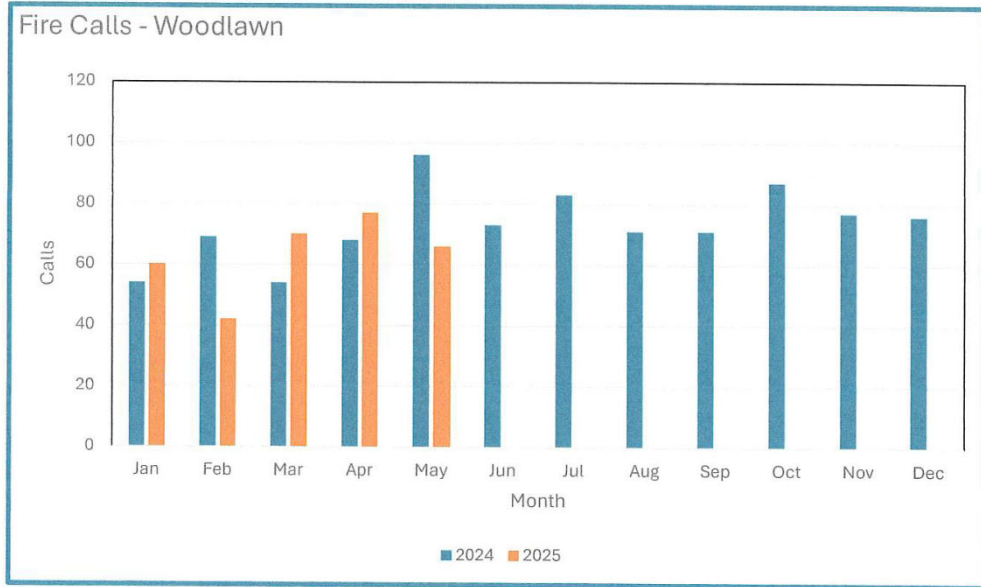
Only REVIEWED incidents included



emergencyreporting.com  
Doc Id: 549  
Page # 1 of 1

### Fire Calls

The trend of emergency calls for 2024 and 2025 is shown below:



### Location Distribution

The call location and number of members responding are shown below. Township districts are also highlighted.

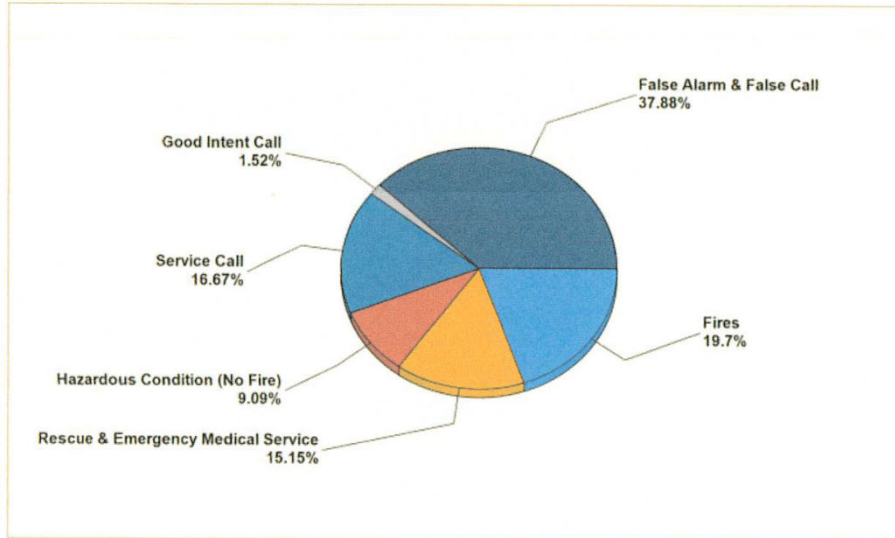
Location Breakdown		Members	SWT
Zone	Calls	Responding	Calls
Cetronia - District 3	19	11	19
Woodlawn - District 32	30	11	30
Greenawalds - District 11	5	12	5
Allentown - District 60	1	14	
Tri-Clover - District 26	6	8	6
Alburtis - District 1	1	13	
Whitehall Township - District 35	2	5	
Neffs - District 16	1	12	
Emmaus - District 7	1	7	
(blank)			
<b>Grand Total</b>	<b>66</b>	<b>11</b>	
			60

Response Time – Response times vary depending on the type of call, time of day, and other factors. For calls in our fire district, typically we have a unit on the road within 1 minute of dispatch and a unit on scene within 5 minutes. Typical personnel turn out is 11 with more serious calls up to 17 members.

## May fire call details

### Breakdown by Major Incident Types for Date Range

Zone(s): All Zones | Start Date: 05/01/2025 | End Date: 05/31/2025



MAJOR INCIDENT TYPE	# INCIDENTS	% of TOTAL
Fires	13	19.7%
Rescue & Emergency Medical Service	10	15.15%
Hazardous Condition (No Fire)	6	9.09%
Service Call	11	16.67%
Good Intent Call	1	1.52%
False Alarm & False Call	25	37.88%
<b>TOTAL</b>	<b>66</b>	<b>100%</b>

# Tri Clover Fire Company

Orefield, PA

This report was generated on 6/1/2025 9:28:25 PM

## Average Turnout Time (Dispatch to Enroute) per Apparatus for Date Range

Start Date: 05/01/2025 | End Date: 05/31/2025

APPARATUS	TURNOUT TIME (min) (Dispatch to Enroute)
26FP	4:07
C26	4:30
DC26	2:11
E26	5:05
FM26	4:14
FPC26	4:25
FPL26	7:53
LT26	9:05
SS26	12:56
TA26	4:08
U26	5:53

**AVERAGE TURNOUT TIME: 5:51**

Report calculates the average time difference between DISPATCH and ENROUTE for each apparatus. Only Incidents where ENROUTE time is provided are included. "Cancelled Apparatus" Times Are included in the calculation of this Report.



emergencyreporting.com  
Doc Id: 681  
Page # 1 of 1

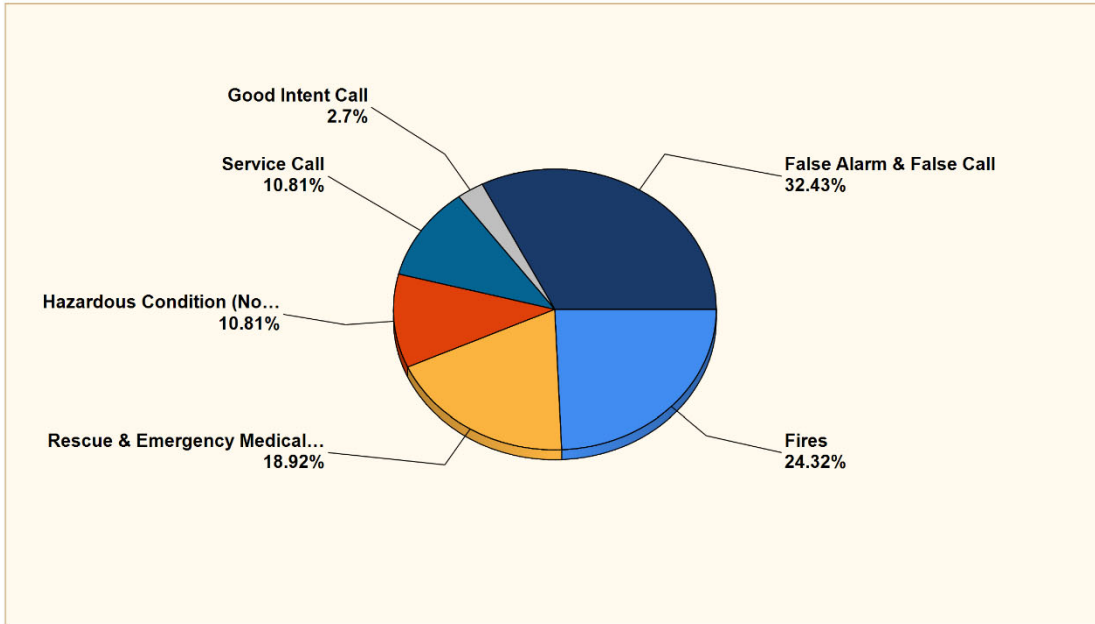
# Tri Clover Fire Company

Orefield, PA

This report was generated on 6/1/2025 9:21:30 PM

## Breakdown by Major Incident Types for Date Range

Zone(s): All Zones | Start Date: 05/01/2025 | End Date: 05/31/2025



MAJOR INCIDENT TYPE	# INCIDENTS	% of TOTAL
Fires	9	24.32%
Rescue & Emergency Medical Service	7	18.92%
Hazardous Condition (No Fire)	4	10.81%
Service Call	4	10.81%
Good Intent Call	1	2.7%
False Alarm & False Call	12	32.43%
<b>TOTAL</b>	<b>37</b>	<b>100%</b>

Only REVIEWED and/or LOCKED IMPORTED incidents are included. Summary results for a major incident type are not displayed if the count is zero.

Detailed Breakdown by Incident Type		
INCIDENT TYPE	# INCIDENTS	% of TOTAL
111 - Building fire	7	18.92%
138 - Off-road vehicle or heavy equipment fire	1	2.7%
162 - Outside equipment fire	1	2.7%
311 - Medical assist, assist EMS crew	1	2.7%
321 - EMS call, excluding vehicle accident with injury	3	8.11%
322 - Motor vehicle accident with injuries	1	2.7%
352 - Extrication of victim(s) from vehicle	2	5.41%
444 - Power line down	1	2.7%
445 - Arcing, shorted electrical equipment	2	5.41%
463 - Vehicle accident, general cleanup	1	2.7%
554 - Assist invalid	1	2.7%
561 - Unauthorized burning	3	8.11%
651 - Smoke scare, odor of smoke	1	2.7%
733 - Smoke detector activation due to malfunction	2	5.41%
736 - CO detector activation due to malfunction	1	2.7%
742 - Extinguishing system activation	1	2.7%
743 - Smoke detector activation, no fire - unintentional	6	16.22%
745 - Alarm system activation, no fire - unintentional	2	5.41%
<b>TOTAL INCIDENTS:</b>	<b>37</b>	<b>100%</b>

Only REVIEWED and/or LOCKED IMPORTED incidents are included. Summary results for a major incident type are not displayed if the count is zero.

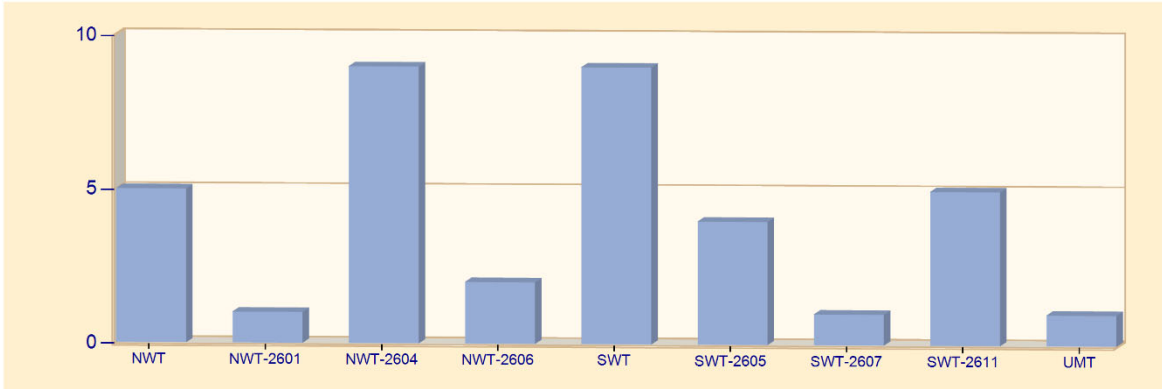
# Tri Clover Fire Company

Orefield, PA

This report was generated on 6/1/2025 9:26:04 PM


## Incident Type Count per Zone for Date Range

Start Date: 05/01/2025 | End Date: 05/31/2025




ZONES	INCIDENT TYPE	COUNT
<b>NWT - North Whitehall Township</b>		
	111 - Building fire	1
	352 - Extrication of victim(s) from vehicle	1
	444 - Power line down	1
	743 - Smoke detector activation, no fire - unintentional	2
	<i>Total Incidents for NWT - North Whitehall Township:</i>	5
<b>NWT-2601 - North Whitehall Township - Box 2601</b>		
	743 - Smoke detector activation, no fire - unintentional	1
	<i>Total Incidents for NWT-2601 - North Whitehall Township - Box 2601:</i>	1
<b>NWT-2604 - North Whitehall Township - Box 2604</b>		
	111 - Building fire	1
	162 - Outside equipment fire	1
	321 - EMS call, excluding vehicle accident with injury	1
	322 - Motor vehicle accident with injuries	1
	352 - Extrication of victim(s) from vehicle	1
	463 - Vehicle accident, general cleanup	1
	561 - Unauthorized burning	2
	745 - Alarm system activation, no fire - unintentional	1
	<i>Total Incidents for NWT-2604 - North Whitehall Township - Box 2604:</i>	9
<b>NWT-2606 - North Whitehall Township - Box 2606</b>		

Zone information is defined on the Basic Info 3 screen of an incident.  
Only REVIEWED incidents included.

 **EMERGENCY REPORTING**  
 emergencyreporting.com  
 Doc Id: 1404  
 Page # 1 of 2

ZONES	INCIDENT TYPE	COUNT
	138 - Off-road vehicle or heavy equipment fire	1
	321 - EMS call, excluding vehicle accident with injury	1
	<i>Total Incidents for NWT-2606 - North Whitehall Township - Box 2606:</i>	2
<b>SWT - South Whitehall Township</b>		
	111 - Building fire	4
	445 - Arcing, shorted electrical equipment	1
	651 - Smoke scare, odor of smoke	1
	742 - Extinguishing system activation	1
	743 - Smoke detector activation, no fire - unintentional	2
	<i>Total Incidents for SWT - South Whitehall Township:</i>	9
<b>SWT-2605 - South Whitehall Township - Box 2605</b>		
	311 - Medical assist, assist EMS crew	1
	445 - Arcing, shorted electrical equipment	1
	561 - Unauthorized burning	1
	745 - Alarm system activation, no fire - unintentional	1
	<i>Total Incidents for SWT-2605 - South Whitehall Township - Box 2605:</i>	4
<b>SWT-2607 - South Whitehall Township - Box 2607</b>		
	733 - Smoke detector activation due to malfunction	1
	<i>Total Incidents for SWT-2607 - South Whitehall Township - Box 2607:</i>	1
<b>SWT-2611 - South Whitehall Township - Box 2611</b>		
	321 - EMS call, excluding vehicle accident with injury	1
	554 - Assist invalid	1
	733 - Smoke detector activation due to malfunction	1
	736 - CO detector activation due to malfunction	1
	743 - Smoke detector activation, no fire - unintentional	1
	<i>Total Incidents for SWT-2611 - South Whitehall Township - Box 2611:</i>	5
<b>UMT - Upper Macungie Township</b>		
	111 - Building fire	1
	<i>Total Incidents for UMT - Upper Macungie Township:</i>	1
<b>Total Count for all Zone:</b>		<b>37</b>

Zone information is defined on the Basic Info 3 screen of an incident.  
Only REVIEWED incidents included.





**JEFF  
KELLY**

Emergency Management Coordinator

**CONTACT**

PHONE:  
610 794-3209

EMAIL:  
[eoc@southwhitehall.com](mailto:eoc@southwhitehall.com)

**May 2025 Emergency Management Report**

**May 5th**

South Whitehall Public Safety Meeting

**May 7th**

*Updated SWT EOP Tab 3*

**May 9th**

LESTA Board Meeting

Distributed SWT Arch St. EAP

**May 19th**

Lehigh County EMA RACES Mgt.

Lehigh Valley EMA Conference 2026 Planning Mgt.

**May 21st**

EOC Set up and Cleaning

**May 22nd**

Burn Prevention Foundation Board Meeting

**Upcoming Events**

SWT EMA Meeting June 19

Command Post Rally Sept 10, 2025

SWT Family Safety Day September 27 @ Covered Bridge  
Park (Community Days)

Limerick Tabletop November 18



South Whitehall Township Police  
Department

Chief Frank J. Lombardo  
4444 Walbert Avenue  
Allentown, PA 18104



June 27, 2025

**South Whitehall Public Safety Commission**

4444 Walbert Avenue  
Allentown, PA 18104

To the Public Safety Commissioners,

Attached please find for your review and comment, a statistical analysis and summary of the activities of the South Whitehall Township Police Department for the month of May 2025.

**1. Patrol Division**

The patrol division is comprised of four platoons, each with 5 officers and 2 sergeants. Most patrol officers have additional duties, including bike patrol, DARE instructor, field training officer, and Firearms Instructor. Three members of the patrol division are also assigned part-time to the Lehigh County Emergency Response Team. Below are their statistics for the month.

- a. Reports – **1583**
- b. Motor Vehicle Crashes - **84**
- c. Offenses - 96
- d. Arrests and CJP - **47**
- e. Motor Vehicle Stops- **269**
- f. Citations - **110**
- g. Warnings - **271**
- h. Citation compared to Warnings- **29.5% (Month) 29.79% (YTD)**
- i. Top three NIBRS offenses – **All Other Offenses (15), Shoplifting (13) & Simple Assault (12).**
- j. Directed Patrol Assignments (Traffic, park and neighborhood checks) – **630**
- k. Vigilance (homeowner request) checks – **6 vigilance checks**
- l. Video Reviews- (conducted by supervisors)- **13**

**2. Training**

- The Department conducts monthly agency-wide training, during which instructors train the entire department over a two-day period. The individual patrol platoons

also conduct muster training relevant to contemporary policing issues, as focused toward the needs of their officers. The agency sends officers to career development training throughout the year. All training is documented in our PowerDMS system.

a. Monthly Training

Entire Department (May Mandatory Training). Defensive Tactics. 2 hours per officer (86 hours)

Department meeting after May 11 critical incident. Conducted by Chief and Command Staff. 2 hours with 20 officers- (40 hours)

**Total Training Hours- 126**

b. Muster Training

Muster training for the month of May included after action procedures for critical incidents conducted by Chief and Command Staff.

**Total Training Hours- 40**

c. Career Development Training

Whitehall Township PD Supervisor Academy (2 officers)- 24 hours

Advanced Cellular and Timing, Advance Area Search Investigations- 8 hours

**Total Training Hours- 228**

3. School Resource Officer Bureau

There are four school resource officers in the South Whitehall Parkland District Schools. Two at Parkland High School (Bammer & Sariego), one at Orefield Middle School (Faust), and one at Springhouse (Azar). They continue to provide security, conduct investigations, and deliver presentations such as DARE. They are supplemented by three patrol officers who also teach DARE. Below are their statistics for the month.

- a. DARE presentations – 0
- b. DARE graduations- 2 (St. Joseph's & Cetronia)
- c. Cases- 11
- d. Reports -115
- e. Supplements - 40

4. Criminal Investigation Division

The criminal investigative division is staffed by one sergeant and four detectives, who investigate crimes, prepare search warrants, conduct background investigations, and handle the agency evidence function. The Sergeant and one Detective are criminal forensics specialists. One detective is assigned full-time to the Lehigh County Narcotics Task Force, one is assigned part-time to Homeland Security as well as the Lehigh County

Hostage Negotiation Team, and one is assigned part-time to the Lehigh County Accident Reconstruction Team (CART). Below are their statistics for the month.

- a. Investigations- 52
- b. Warrants-7
- c. Interviews- 2
- d. Supplemental investigations-79
- e. Evidence-163

#### 5. Meetings

Command Staff meetings are conducted on an as-needed basis, at least twice per month. They are centered around organizational and personnel needs, as well as contemporary events and policy development. Command Staff also attended a variety of other meetings, which are listed below.

Criminal Investigation Division- May 5

Public Safety- May 5

Pinebrook Family Answers- May 6

Discussed safety when transporting persons in behavioral health crisis

GETAC- May 8

Body Worn Camera battery issues- vendor delivered 50 brand new replacements

FMLA and Maternity Leave- May 8

Finalizing Pregnancy Policy (Police) and Pregnancy Leave Policy (Township)

Criminal Investigation Division- May 12

***Department Debrief- Weiss Incident- May 12***

Oversight Committee Meeting- Lehigh County Emergency Response Team- May 12

Oversight Committee Meeting- County Accident Reconstruction Team- May 12

FMLA meeting with Township Labor Attorney- May 12

Lehigh County Chiefs of Police Meeting- May 13

Criminal Investigation Division- May 19

Command Staff Meeting- May 19

Greenawalds Business Meeting- Chief Introduction- May 19

Lehigh County Supervisor Academy Meeting- May 20

Budget Meeting (preparations for 2026 budget)- May 20

Parkland School District- elementary schools SRO- May 22

Capital Budget (fleet) Meeting- May 27

Command Staff Meeting- May 27

#### 6. Policies

Policies are assigned to Sergeants as a leadership and professional development opportunity. During the month of May they were assigned include two new policies:

officer involved shooting (Beaumont and Marouchoc) and sergeant field training (Wishner, Winkelbauer); as well as one policy update- police pursuit (Gardo and Smith).