

**TOWNSHIP OF SOUTH WHITEHALL
LEHIGH COUNTY, PENNSYLVANIA**

PUBLIC SAFETY COMMISSION

PUBLIC MEETING

MINUTES

May 5, 2025

A Public Meeting of the South Whitehall Township Public Safety Commission was held on the above date in the Township Municipal Building located at 4444 Walbert Avenue, Allentown, Lehigh County, Pennsylvania.

Members attending were:

Richard Snyder, Vice Chairman
Jeff Kelly, Emergency Management Coordinator
Frank Lombardo, Chief, South Whitehall Township Police Department
Dr. Tony Naradko, Parkland School District
Brian Neas, Chief, Tri-Clover Fire Company
Barry Search, Chief, Woodlawn Fire Department
Michael Smith, At Large Member

Board of Commissioner Members attending were:

Monica Hodges
Diane Kelly

Others attending were:

Carrie Frey, Director of Operations, Cetronia Ambulance Corps.
Shawn Peischl, Lieutenant, Greenawalds Fire Company

Township Staff attending were:

Herb Bender, Director of Township Operations
John Frantz, Fire Marshal
Jason Grozier, Sergeant, Police Department
Thomas Petrucci, Township Manager
Christopher Strohler, Long-Range Planner

AGENDA ITEM #1 - CALL TO ORDER

The meeting was called to order at 7:01 p.m.

AGENDA ITEM #2 - APPROVAL OF MINUTES

The minutes of April 7, 2025 were approved with a correction.

AGENDA ITEM #3 - OLD BUSINESS

None.

AGENDA ITEM #4 – COURTESY OF THE FLOOR

None.

AGENDA ITEM #5 - NEW BUSINESS

A. Commissioner's Report

None.

B. Fire Companies Report

Chief Garger submitted the response report via email for Greenawalds for the month of April 2025. It is included as an attachment to these minutes.

Lieutenant Shawn Peischl highlighted items contained in the report. Greenawalds responded to sixty-nine calls for the month of April 2025 and two-hundred and thirty-three calls year-to-date.

Chief Neas submitted the response report via email for Tri-Clover for the month of April 2025. It is included as an attachment to these minutes. Tri-Clover responded to twenty-eight calls for the month of April 2025, which is two more than April 2024. Tri-Clover has responded to one hundred and ten calls year-to-date 2025. The average time from dispatch to on-scene is five minutes.

Two personnel have completed an EVOC course and will soon start a Pump 1 course.

Chief Search reported that Woodlawn responded to seventy-seven calls for the month of April 2025. Woodlawn responded to nine fires outside of the township in April 2025.

Woodlawn personnel participated in the Earth Day event at Covered Bridge Park and will be attending the Electronics Recycling event to be

held at Covered Bridge Park. They participated in a township-wide drill and mass-casualty drill at Dorney Park, received a grant from the Commonwealth that will be used to help pay off a vehicle purchase, participated in the Parkland High School Fire Science Class and Firefighting Club, held their annual banquet, and currently have three personnel in EMT training.

C. Emergency Management Team Report

Coordinator Kelly submitted the Emergency Management report via email for the month of April 2025. It is included as an attachment to these minutes.

The cold-wash or the Dorney Park mass casualty drill will be held during the week May 12, 2025.

LESTA has received additional funding in 2025 and is continuing to improve the training offered to first responders.

The D4H software will be able to interface with Lehigh County and PEMA software.

D. Police Report

Chief Lombardo submitted the police report via email for the month of April 2025. It is included as an attachment to these minutes. The Police responded to one thousand, six-hundred and five calls, had one hundred and one reported crimes, made forty-eight arrests, and issued one hundred and ninety-eight citations and three-hundred and ninety-three warnings for the month of April 2025.

The department continues to focus on leadership training with two-hundred and forty-eight hours completed.

The School Resource Officers have worked fifty-four cases and performed twelve DARE Presentations.

The department has started using new tasers.

E. Emergency Medical Services Report

Director Frey reported that Cetronia responded to two-hundred and seventy-seven calls for the month of April 2025. One hundred and sixty-

eight calls were ALS, one hundred and nine were BLS. Seven of those calls were handled by mutual aid providers.

Cetronia participated in the Dorney Park MCI drill.

F. Parkland School District Report

Doctor Naradko reported that the High School Prom and Post-Prom were held on the weekend of May 3, 2025. Graduation will be held on June 3, 2025 at Stabler Arena.

The District Budget is currently available for review by the public.

The first of two emergency management meetings was held between district personnel and Upper Macungie, North Whitehall Township and South Whitehall Township emergency services personnel. Maps for the police departments, and the software to utilize them, use are being developed and evaluated using security grant funds.

G. Member Concerns

None.

H. Public Works Projects

Director Bender reported that road milling and paving will commence the week of July 28, 2025 and will focus on Greenawalds and Harold Avenue.

Summer work will include detention basin maintenance and roadside mowing.

Thirty volunteers planted twenty-five trees and worked on five flower beds at Covered Bridge Park in honor of Earth Day.

I. Township Community Events

Manager Petrucci reported that the youth fishing derby will be held on May 10, 2025 and an electronics recycling event will be held on May 17, 2025.

J. Subdivision Review

1. 81 South Cedar Crest Boulevard, Major Plan 2023-107

a. Fire Marshal Review

Mr. Frantz indicated that the wrong template was used for the fire apparatus turning radius details. The proper template should be used on the plans.

Street parking in the cul-de-sac should not interfere with the turning radius clearance. This needs to be verified after the proper template is applied to the plans.

A fire hydrant was added near the intersection with Cedar Crest Boulevard. The fire hydrant at the end of the cul-de-sac was not moved as requested to a location between lots eight and nine.

Sidewalks were added on Cedar Crest Boulevard along the subdivision frontage.

A bicycle lane was not added on Cedar Crest Boulevard along the subdivision frontage.

The clear-sight distance criteria was added to the plan for the intersection of the proposed road and Cedar Crest Boulevard.

b. Fire Company Review

No comment.

c. Emergency Management Review

Coordinator Kelly inquired as to if a right turn in/out-only configuration was to be used for the intersection of the proposed road and Cedar Crest Boulevard.

Mr. Frantz indicated that the intersection of the proposed road and Cedar Crest Boulevard is not shown as a right turn in/out-only configuration.

d. Police Review

Chief Lombardo requested that the street trees be kept out of the clear-sight distance area at the intersection of the proposed road and Cedar Crest Boulevard.

e. Emergency Medical Services Review

No comment.

f. Parkland School District Review

Dr. Naradko indicated that the students in this subdivision would receive door-side bus pickup. As such, the clear-sight distance area at the intersection of the proposed road and Cedar Crest Boulevard should be kept clear.

g. Motion for Recommendation

A motion recommending the following comments to the plan was made by Chief Search and seconded by Coordinator Kelly.

The current South Whitehall fire apparatus turning radius template should be used to show the turning radius detail into, thru, and out of the cul-de-sac.

Street parking in the cul-de-sac should not interfere with the fire apparatus turning radius clearance.

The fire hydrant at the bulb of the cul-de-sac should be relocated to the area between lots eight and nine.

The intersection of Cedar Crest Boulevard and the proposed road should comply with the clear-sight distance requirements.

The motion passed unanimously.

2. PSD Parkland High School Expansion, Major Plan 2024-103

a. Fire Marshal Review

Mr. Frantz indicated that fire hydrants on the site have been shown on the plan.

There is no detail concerning what fire apparatus turning radius template was used on the plan. The current South Whitehall fire apparatus turning radius template should be shown on the plan and verified that it is used on the plans.

b. Fire Company Review

No comment.

c. Emergency Management Review

No comment.

d. Police Review

No comment.

e. Emergency Medical Services Review

No comment.

f. Parkland School District Review

No comment.

g. Motion for Recommendation

A motion was made by Chief Search and seconded by Chief Neas that the current South Whitehall fire apparatus turning radius template should be shown on the plan and verified that it is used on the plans.

The motion passed unanimously.

K. South Whitehall Transportation PLAN, Vision-Zero Task Force

Long-Range Planner Strohler presented the South Whitehall Township Transportation PLAN to the Commission.

The plan was developed as an active transportation plan that addresses all modes of transportation, not just vehicles. Input was received from community partners as well as emergency services personnel and township staff. It includes action plans to address safety concerns including updating policies related to transportation safety concerns.

A consultant has been procured to perform a road safety audit of Hamilton Boulevard between Lincoln Avenue and South Cedar Crest Boulevard.

Rather than create additional township boards, the plan looks to establish working groups to review principles and projects and to track the implementation of those items.

It also endorses a Vision-Zero principle, which is a concept used to eliminate all deaths and serious injuries from transportation issues. It includes enforcement of laws that are designed to keep deaths and injuries from happening.

The PLAN is being distributed to members of the Commission at this time for their review. A follow-up agenda items will be placed on the next meeting agenda to discuss in more detail the possible creation of a working group to work with, and report back to, the Commission regarding issues contained in the PLAN.

AGENDA ITEM #6 - ADJOURNMENT

The meeting was adjourned at 7:37 p.m.

ADOPTED THIS DATE:

ATTEST:

Secretary

Chairman



Community Fire Company No. 1 of South Whitehall Township
GREENAWALDS FIRE COMPANY

2500 FOCHT AVENUE
ALLENTOWN, PA 18104
(610) 432 - 0065

May 5, 2025

South Whitehall Township Public Safety Commission
4444 Walbert Avenue
Allentown, PA 18104

Dear Public Safety Commission:

Please find attached for your review and comment a statistical analysis of the activities of Greenawalds Fire/Rescue for the month of February 2025. An executive summary is provided below:

1. Number of Incidents:

- a. 69 Responses for the month of April (233 responses through 4/30/2025)
 - i. 1.5% Increase year over year in responses for the month of April and a 5% Increase year over year in YTD incidents.
- b. Calls of all types have been on the rise. This month trended heavily towards an increase in structural fires.

2. Significant Incidents:

- a. Greenawalds has remained busy with responses to Working Fires and Vehicle Extrications
 - i. 4/1/2025 - Postal Truck on fire on Pirma Avenue
 - ii. 4/5/2025 - Structure Fire - 5630 W. Tilghman Street (Holiday Inn - Upper Macungie)
 - iii. 4/14/2025 - Traumatic Fall from a Roof - Jonagold Road
 - iv. 4/15/2025 - Tractor Trailer Fire/Brush Fire I-476 (Upper Milford Township)
 - v. 4/16/2025 - Structure Fire 287 Lehigh Street (Macungie)
 - vi. 4/17/2025 - House Fire 3939 Mountain Road (Washington Township)
 - vii. 4/17/2025 - Extrication of a child stuck in a swing - 1337 N. 28th Street.
 - viii. 4/21/2025 - House Fire - 1443 Cedarwood Road
 - ix. 4/22/2025 - Apartment Building Fire - Relocate to Nancy Run FD and response to the scene at 109 S. Main Street (Nazareth)
 - x. 4/24/2025 - House Fire - 8137 Bausch Road (Lynn Township)
 - xi. 4/28/2025 - House Fire - 160 Stark Street (Northampton)

3. **Response Time Average:**
 - a. Average Turnout Time for Greenawalds Apparatus (across all vehicles) was 47 seconds (Dispatch to Enroute). A breakdown per apparatus is attached.
 - i. This remained consistent with a 52 second turnout time from April 2024.

**An average turnout time of under 1 minute is exceptional for a volunteer fire department. **
 - b. Average Response Time (Dispatch to Arrival) was 6 minutes and 7 seconds.
 - i. This is an improvement on the average of 8 minutes and 34 seconds from April of 2024.
 1. It is important to note that these response times include all incidents for the month so Mutual Aid responses to other municipalities will skew the average duration due to the distance travelled.
 - c. Average Response Time (Dispatch to Arrival) in South Whitehall Township:
 - i. District 11 - 3 minutes and 37 seconds
 - ii. District 32 - 3 minutes and 38 seconds
 - iii. District 3 - 5 minutes and 30 seconds
 - iv. District 26 - 6 minutes and 16 seconds
 - d. Average Time spent on scene operating at incidents for the month was 22 minutes and 12 seconds.
 - e. Average Number of Responding Members per Incident (All Types): 9.3
4. **Mutual / Automatic Aid**
 - a. Mutual Aid Received (April 2025) - 0
 - b. Automatic Aid Received (April 2025) - 3
 - c. Mutual Aid Given (April 2025) - 7
 - d. Automatic Aid Given (April 2025) - 46
 - e. None (April 2025) - 9
5. **Significant Events and Monthly Training:**
 - a. Members completed in-house training on Vehicle Extrication, Rapid Intervention Teams, and Roof Rope Rescues at weekly drills during April 2025.
 - b. On 4/14/2025 Greenawalds hosted the Township's 3-Company Drill at two vacant structures on Brickyard Road. Crews from all three stations completed house fire scenarios involving water supply, engine company operations, truck company operations, and firefighter survival/rapid intervention. Most importantly, crews worked on standard arrival procedures, communications, and coordinated fire attack.
 - c. On 4/28/2025 members participated in the annual Dorney Park MCI drill which involved an element of static water rescue for our crews.
 - d. The weekend of 4/26 - 4/27/2025 the officers and senior members hosted a basic firefighting academy and skills reviews for all probationary members and junior firefighters. Members completed training and scenarios in all aspects of firefighting and vehicle rescue. More than 15 new recruits and junior members were trained by a staff of over 15 senior members and officers. At the conclusion of the weekend of intense training, 3 members met the standard to move from the rank of probationary firefighter to senior firefighter.
 - e. Greenawalds hosted and provided instruction for an EMT class for the vehicle extrication component of their coursework on 4/5/2025.
 - f. Greenawalds has made several trips to the Parkland High School Science of Fire class to assist with various activities the class is working on including hazardous materials responses and fire extinguishers.

- g. Several new members have been registered for the upcoming Firefighter 1 program (scheduled to begin in June).
- h. One member is currently enrolled in Hazardous Materials Technician Class.
- i. Two Greenawalds Members will be graduating from the Allentown Fire Academy in June.
- j. Greenawalds accepted one new member into the department at our April business meeting.
- k. An internal review of our Standard Operations Manual is ongoing, and updates will be forthcoming.
- l. Greenawalds hosted our annual Easter Egg Hunt on 4/19/2025 - Over 200 children participated in the event!

6. **Additional Information:**

- a. Upcoming Events and Training:
 - i. Rope Rescue Training - 5/5/2025
 - ii. Rope Rescue Drill at Dorney Park - 5/12/2025
 - iii. Memorial Day "Murph" Workout Community Event - 5/26/2025
 - iv. Water Rescue Drill at Dorney Park - 6/2/2025 and 8/25/2025
 - v. Live Fire Training - 6/9/2025
 - vi. Kratzer Kountry Fair - 6/6/2025
 - vii. Instructing / Hosting Vehicle Extrication Training for new EMT's - 6/21/2025
 - viii. Multi-Unit Drill (Q2) - Date TBD
- b. Miscellaneous Achievements:
 - i. Nothing New

Should you have any questions, comments, or concerns pertaining to the report provided above or the accompanying documents, please do not hesitate to contact me directly.

Respectfully Submitted,

Andrew D. Garger
Chief of Department

Greenawalds Fire Company

Allentown, PA

This report was generated on 5/5/2025 10:26:27 AM



Count of Incidents by Incident Type per Zone

Incident Status: All | Start Date: 04/01/2025 | End Date: 04/30/2025



INCIDENT TYPE	# INCIDENTS	% of TOTAL
Not Specified		
111 - Building fire	2	2.90%
651 - Smoke scare, odor of smoke	1	1.45%
Zone: Not Specified Total Incident:	3	4.35%
STA 02 - Catasauqua		
111 - Building fire	1	1.45%
Zone: STA 02 - Catasauqua Total Incident:	1	1.45%
STA 03 - Cetronia		
111 - Building fire	2	2.90%
113 - Cooking fire, confined to container	2	2.90%
352 - Extrication of victim(s) from vehicle	1	1.45%
400 - Hazardous condition, other	1	1.45%
651 - Smoke scare, odor of smoke	1	1.45%
741 - Sprinkler activation, no fire - unintentional	1	1.45%
743 - Smoke detector activation, no fire - unintentional	1	1.45%
745 - Alarm system activation, no fire - unintentional	15	21.74%
Zone: STA 03 - Cetronia Total Incident:	24	34.78%
STA 07 - Emmaus		
140 - Natural vegetation fire, other	1	1.45%
Zone: STA 07 - Emmaus Total Incident:	1	1.45%
STA 08 - Fogelsville		
111 - Building fire	2	2.90%
Zone: STA 08 - Fogelsville Total Incident:	2	2.90%
STA 11 - Greenawalds		
131 - Passenger vehicle fire	1	1.45%
311 - Medical assist, assist EMS crew	2	2.90%
321 - EMS call, excluding vehicle accident with injury	2	2.90%

Report shows count of incidents for Status selected.

emergencyreporting.com
Doc Id: 1390
Page # 1 of 3

411 - Gasoline or other flammable liquid spill	1	1.45%
551 - Assist police or other governmental agency	2	2.90%
553 - Public service	1	1.45%
733 - Smoke detector activation due to malfunction	1	1.45%
745 - Alarm system activation, no fire - unintentional	2	2.90%
Zone: STA 11 - Greenawalds Total Incident:	12	17.39%
STA 17 - New Tripoli		
111 - Building fire	1	1.45%
Zone: STA 17 - New Tripoli Total Incident:	1	1.45%
STA 23 - Slatedale		
111 - Building fire	1	1.45%
Zone: STA 23 - Slatedale Total Incident:	1	1.45%
STA 25 - Trexlertown		
111 - Building fire	1	1.45%
Zone: STA 25 - Trexlertown Total Incident:	1	1.45%
STA 26 - Tri-Clover		
142 - Brush or brush-and-grass mixture fire	1	1.45%
150 - Outside rubbish fire, other	1	1.45%
745 - Alarm system activation, no fire - unintentional	1	1.45%
Zone: STA 26 - Tri-Clover Total Incident:	3	4.35%
STA 28 - Vera Cruz		
132 - Road freight or transport vehicle fire	1	1.45%
Zone: STA 28 - Vera Cruz Total Incident:	1	1.45%
STA 32 - Woodlawn		
111 - Building fire	1	1.45%
113 - Cooking fire, confined to container	1	1.45%
142 - Brush or brush-and-grass mixture fire	1	1.45%
350 - Extrication, rescue, other	1	1.45%
352 - Extrication of victim(s) from vehicle	1	1.45%
400 - Hazardous condition, other	1	1.45%
551 - Assist police or other governmental agency	1	1.45%
651 - Smoke scare, odor of smoke	1	1.45%
745 - Alarm system activation, no fire - unintentional	6	8.70%
Zone: STA 32 - Woodlawn Total Incident:	14	20.29%
STA 56 - Upper Macungie District 56		
111 - Building fire	1	1.45%
Zone: STA 56 - Upper Macungie District 56 Total Incident:	1	1.45%
STA 81 - Lower Macungie - Brandywine		
111 - Building fire	1	1.45%
Zone: STA 81 - Lower Macungie - Brandywine Total Incident:	1	1.45%
STA NC14/17 - Bethlehem Township		
571 - Cover assignment, standby, moveup	1	1.45%

Report shows count of incidents for Status selected.

INCIDENT TYPE	# INCIDENTS	% of TOTAL
Zone: STA NC14/17 - Bethlehem Township Total Incident:	1	1.45%
STA NC42 - Northampton Borough		
111 - Building fire	1	1.45%
Zone: STA NC42 - Northampton Borough Total Incident:	1	1.45%
STA NC50 - Nazareth		
111 - Building fire	1	1.45%
Zone: STA NC50 - Nazareth Total Incident:	1	1.45%
TOTAL INCIDENTS FOR ALL ZONES:	69	100%

Report shows count of incidents for Status selected.



Greenawalds Fire Company

Allertown, PA

This report was generated on 5/5/2025 11:09:43 AM



Average Turnout Time (Dispatch to Enroute) per Apparatus for Date Range

Start Date: 04/01/2025 | End Date: 04/30/2025

APPARATUS	TURNOUT TIME (min) (Dispatch to Enroute)
AC11	0:30
B11	0:33
B11-1	0:08
B11-2	0:35
C11	0:34
CAP11	0:00
DC11	0:13
E11	2:01
R11	0:52
RE11	0:33
TA11	3:49
U11	0:08
U11-1	0:11
AVERAGE TURNOUT TIME:	0:47

Report calculates the average time difference between DISPATCH and ENROUTE for each apparatus. Only incidents where ENROUTE time is provided are included. "Cancelled Apparatus" Times Are included in the calculation of this Report.



Greenawalds Fire Company

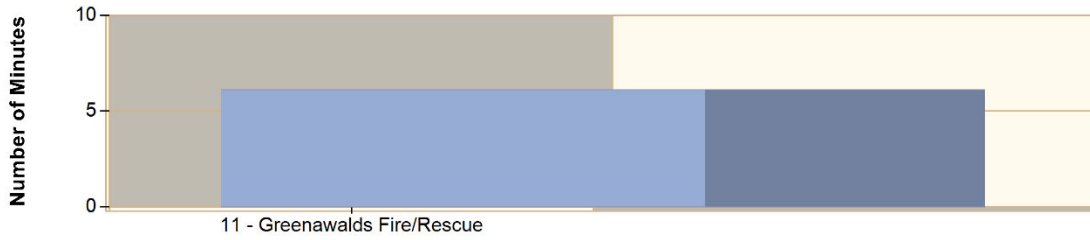
Allentown, PA

This report was generated on 5/5/2025 11:12:13 AM



Average Response Time per Station for Date Range

Start Date: 04/01/2025 | End Date: 04/30/2025



STATION	AVERAGE RESPONSE MM:SS (Dispatch to Arrived)
11 - Greenawalds Fire/Rescue	6:07

AVERAGE RESPONSE TIME calculated from the average time difference between DISPATCH and ARRIVED times on Basic Info 4. Only REVIEWED incidents included.



Greenawalds Fire Company

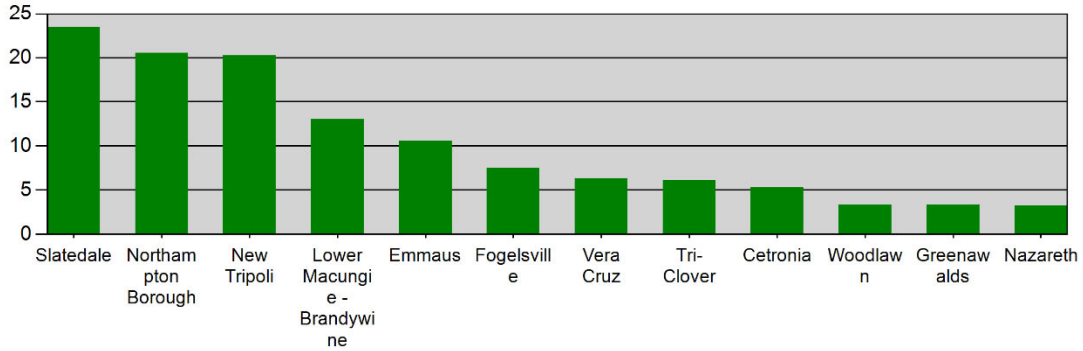
Allentown, PA

This report was generated on 5/5/2025 11:15:48 AM



Average Response Time per Zone for Date Range

Start Date: 04/01/2025 | End Date: 04/30/2025



Zone	AVERAGE RESPONSE TIME in minutes (Dispatch to Arrived)
STA 23 - Slatedale	23:50
STA NC42 - Northampton Borough	20:52
STA 17 - New Tripoli	20:23
STA 81 - Lower Macungie - Brandywine	13:05
STA 07 - Emmaus	10:57
STA 08 - Fogelsville	7:54
STA 28 - Vera Cruz	6:28
STA 26 - Tri-Clover	6:16
STA 03 - Cetronia	5:30
STA 32 - Woodlawn	3:38
STA 11 - Greenawalds	3:37
STA NC50 - Nazareth	3:26

Only REVIEWED incidents included



Greenawalds Fire Company

Allentown, PA

This report was generated on 5/5/2025 11:20:33 AM



Average Time On Scene (Arrive to Cleared) for Date Range

Start Date: 04/01/2025 | End Date: 04/30/2025

AGENCY	AVERAGE TIME ON SCENE (MM:SS)
Greenawalds Fire Company	22:12

AVERAGE TIME ON SCENE is calculated from the average time difference between apparatus' ARRIVED and CLEARED SCENE times from the Basic Info 4 screen. Results exclude cancelled apparatus. Only REVIEWED incidents included.



Greenawalds Fire Company

Allentown, PA

This report was generated on 5/5/2025 11:22:18 AM



Average Number of Responding Personnel per Incident Type for Date Range

StartDate: 04/01/2025 | EndDate: 04/30/2025

INCIDENT TYPE	AVG. # PERSONNEL
111 - Building fire	8
113 - Cooking fire, confined to container	10
131 - Passenger vehicle fire	8
132 - Road freight or transport vehicle fire	8
140 - Natural vegetation fire, other	8
142 - Brush or brush-and-grass mixture fire	10
150 - Outside rubbish fire, other	6
311 - Medical assist, assist EMS crew	5
321 - EMS call, excluding vehicle accident with injury	9
350 - Extrication, rescue, other	12
352 - Extrication of victim(s) from vehicle	7
400 - Hazardous condition, other	3
411 - Gasoline or other flammable liquid spill	10
551 - Assist police or other governmental agency	5
553 - Public service	7
571 - Cover assignment, standby, moveup	6
651 - Smoke scare, odor of smoke	8
733 - Smoke detector activation due to malfunction	25
741 - Sprinkler activation, no fire - unintentional	8
743 - Smoke detector activation, no fire - unintentional	26
745 - Alarm system activation, no fire - unintentional	7

Reviewed Incidents only.



Greenawalds Fire Company

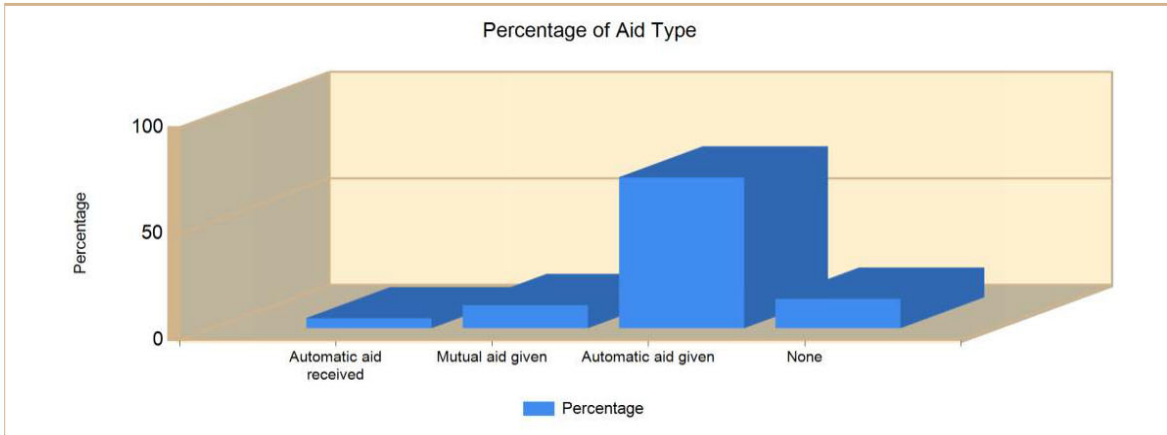
Allertown, PA

This report was generated on 5/5/2025 12:20:05 PM



Count of Aid Given and Received for Incidents for Date Range

Start Date: 04/01/2025 | End Date: 04/30/2025



AID TYPE	TOTAL	% of TOTAL
Automatic aid received	3	4.6%
Mutual aid given	7	10.8%
Automatic aid given	46	70.8%
None	9	13.8%

Only REVIEWED incidents included



Tri Clover Fire Company



Orefield, PA

This report was generated on 5/4/2025 10:04:06 PM

Average Turnout Time (Dispatch to Enroute) per Apparatus for Date Range

Start Date: 04/01/2025 | End Date: 04/30/2025

APPARATUS	TURNOUT TIME (min) (Dispatch to Enroute)
26FP	4:25
C26	2:41
DC26	0:02
E26	4:59
FM26	4:50
FPC26	3:28
SS26	5:19
TA26	10:37
U26	9:31
AVERAGE TURNOUT TIME:	5:06

Report calculates the average time difference between DISPATCH and ENROUTE for each apparatus. Only Incidents where ENROUTE time is provided are included. "Cancelled Apparatus" Times Are included in the calculation of this Report.



emergencyreporting.com
Doc Id: 681
Page # 1 of 1

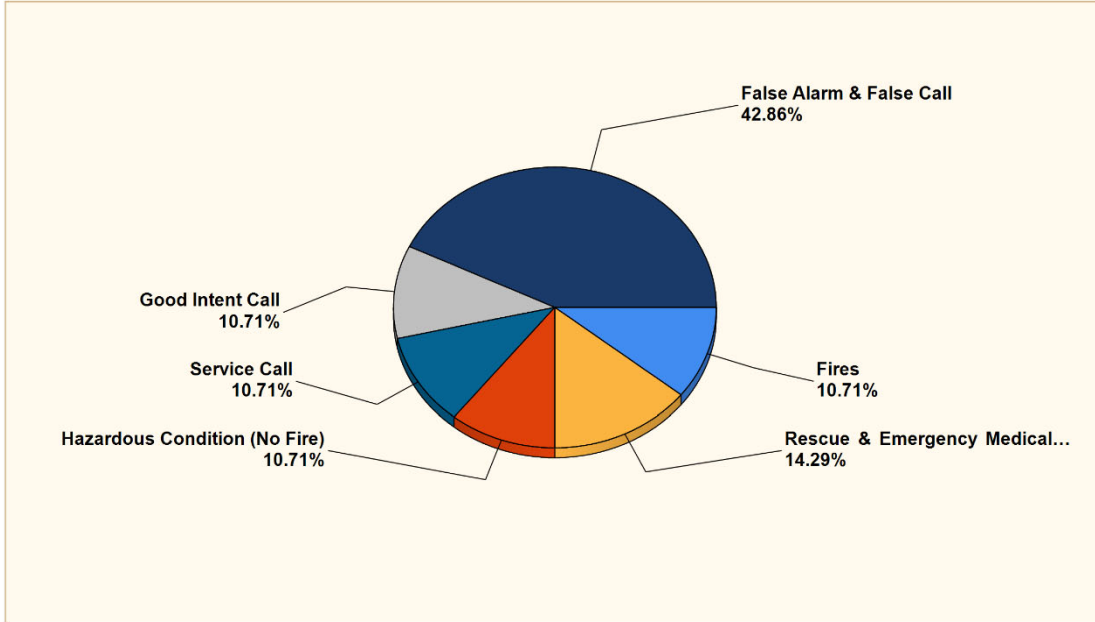
Tri Clover Fire Company

Orefield, PA

This report was generated on 5/4/2025 9:57:28 PM

Breakdown by Major Incident Types for Date Range

Zone(s): All Zones | Start Date: 04/01/2025 | End Date: 04/30/2025



MAJOR INCIDENT TYPE	# INCIDENTS	% of TOTAL
Fires	3	10.71%
Rescue & Emergency Medical Service	4	14.29%
Hazardous Condition (No Fire)	3	10.71%
Service Call	3	10.71%
Good Intent Call	3	10.71%
False Alarm & False Call	12	42.86%
TOTAL	28	100%

Only REVIEWED and/or LOCKED IMPORTED incidents are included. Summary results for a major incident type are not displayed if the count is zero.

Detailed Breakdown by Incident Type		
INCIDENT TYPE	# INCIDENTS	% of TOTAL
111 - Building fire	2	7.14%
142 - Brush or brush-and-grass mixture fire	1	3.57%
311 - Medical assist, assist EMS crew	1	3.57%
321 - EMS call, excluding vehicle accident with injury	1	3.57%
322 - Motor vehicle accident with injuries	2	7.14%
400 - Hazardous condition, other	1	3.57%
440 - Electrical wiring/equipment problem, other	1	3.57%
460 - Accident, potential accident, other	1	3.57%
551 - Assist police or other governmental agency	3	10.71%
631 - Authorized controlled burning	2	7.14%
651 - Smoke scare, odor of smoke	1	3.57%
700 - False alarm or false call, other	1	3.57%
733 - Smoke detector activation due to malfunction	1	3.57%
735 - Alarm system sounded due to malfunction	2	7.14%
743 - Smoke detector activation, no fire - unintentional	6	21.43%
745 - Alarm system activation, no fire - unintentional	2	7.14%
TOTAL INCIDENTS:	28	100%

Only REVIEWED and/or LOCKED IMPORTED incidents are included. Summary results for a major incident type are not displayed if the count is zero.

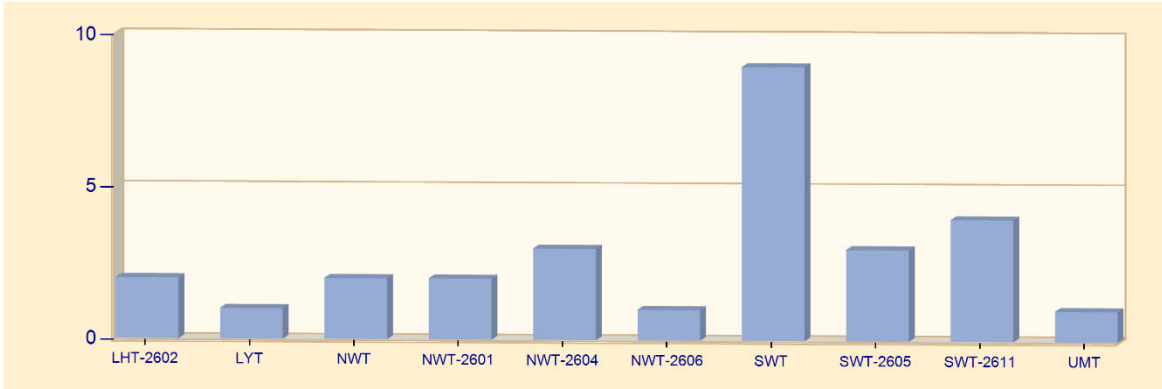
Tri Clover Fire Company

Orefield, PA

This report was generated on 5/4/2025 10:01:27 PM


Incident Type Count per Zone for Date Range

Start Date: 04/01/2025 | End Date: 04/30/2025




ZONES	INCIDENT TYPE	COUNT
LHT-2602 - Low Hill Township - Box 2602		
	440 - Electrical wiring/equipment problem, other	1
	460 - Accident, potential accident, other	1
	<i>Total Incidents for LHT-2602 - Low Hill Township - Box 2602:</i>	
		2
LYT - Lynn Township		
	111 - Building fire	1
	<i>Total Incidents for LYT - Lynn Township:</i>	
		1
NWT - North Whitehall Township		
	651 - Smoke scare, odor of smoke	1
	743 - Smoke detector activation, no fire - unintentional	1
	<i>Total Incidents for NWT - North Whitehall Township:</i>	
		2
NWT-2601 - North Whitehall Township - Box 2601		
	551 - Assist police or other governmental agency	1
	743 - Smoke detector activation, no fire - unintentional	1
	<i>Total Incidents for NWT-2601 - North Whitehall Township - Box 2601:</i>	
		2
NWT-2604 - North Whitehall Township - Box 2604		
	311 - Medical assist, assist EMS crew	1
	321 - EMS call, excluding vehicle accident with injury	1
	322 - Motor vehicle accident with injuries	1
	<i>Total Incidents for NWT-2604 - North Whitehall Township - Box 2604:</i>	
		3
NWT-2606 - North Whitehall Township - Box 2606		

Zone information is defined on the Basic Info 3 screen of an incident.
Only REVIEWED incidents included.



ZONES	INCIDENT TYPE	COUNT
	743 - Smoke detector activation, no fire - unintentional	1
	<i>Total Incidents for NWT-2606 - North Whitehall Township - Box 2606:</i>	<i>1</i>
SWT - South Whitehall Township		
	111 - Building fire	1
	700 - False alarm or false call, other	1
	733 - Smoke detector activation due to malfunction	1
	735 - Alarm system sounded due to malfunction	2
	743 - Smoke detector activation, no fire - unintentional	3
	745 - Alarm system activation, no fire - unintentional	1
	<i>Total Incidents for SWT - South Whitehall Township:</i>	<i>9</i>
SWT-2605 - South Whitehall Township - Box 2605		
	400 - Hazardous condition, other	1
	551 - Assist police or other governmental agency	1
	631 - Authorized controlled burning	1
	<i>Total Incidents for SWT-2605 - South Whitehall Township - Box 2605:</i>	<i>3</i>
SWT-2611 - South Whitehall Township - Box 2611		
	142 - Brush or brush-and-grass mixture fire	1
	322 - Motor vehicle accident with injuries	1
	551 - Assist police or other governmental agency	1
	745 - Alarm system activation, no fire - unintentional	1
	<i>Total Incidents for SWT-2611 - South Whitehall Township - Box 2611:</i>	<i>4</i>
UMT - Upper Macungie Township		
	631 - Authorized controlled burning	1
	<i>Total Incidents for UMT - Upper Macungie Township:</i>	<i>1</i>
Total Count for all Zone:		28

Zone information is defined on the Basic Info 3 screen of an incident.
Only REVIEWED incidents included.





**JEFF
KELLY**

Emergency Management Coordinator

CONTACT

PHONE:
610 794-3209

EMAIL:
eoc@southwhitehall.com

April 2025 Emergency Management Report

April 3rd

Dorney Park Final Planning meeting for MCI

April 9th and 14th

LESTA Board Meeting

April 11th

Parkland Area EMA Meeting (John Frantz Attended)

April 23

Lincoln Financial Field MCI Drill (FIFA World Cup 2026)

April 24th

D4H EMA Software Update Web Ex

April 28th

Dorney Park MCI Exercise

Upcoming Events

SWT EMA Meeting June 12

Command Post Rally Sept 10, 2025

SWT Family Safety Day September 27 @ Covered Bridge
Park (Community Days)

Limerick Table Top November 18

**SOUTH WHITEHALL TOWNSHIP POLICE DEPARTMENT
APRIL 2025 DEPARTMENTAL STATISTICS**

APRIL	2025	2024	+/-	%	
Reports	1605	1228	377	31%	↑
Criminal Offenses	101	99	2	2%	↑
Arrests & CJP	48	39	9	23%	↑
Citations	198	98	100	102%	↑
Warnings	393	200	193	97%	↑



YTD	2025	2024	+/-	%	
Reports	6241	4529	1712	38%	↑
Criminal Offenses	355	270	85	31%	↑
Arrests & CJP	172	124	48	39%	↑
Citations	685	361	324	90%	↑
Warnings	1611	676	935	138%	↑

APR 5 Yr. Avg.	2025	2024	2023	2022	2021	5 Year Avg.	2025 Diff	%	
Reports	1605	1228	1267	1060	1223	1276.60	328.40	26%	↑
Criminal Offenses	101	99	92	69	34	79.00	22.00	28%	↑
Arrests & CJP	48	39	39	19	28	34.60	13.40	39%	↑
Citations	198	98	149	127	167	147.80	50.20	34%	↑
Warnings	393	200	267	282	218	272.00	121.00	44%	↑

YTD 5 Yr. Avg.	2025	2024	2023	2022	2021	5 Year Avg.	2025 Diff	%	
Reports	6241	4529	5274	4352	4819	5043.00	1198.00	24%	↑
Criminal Offenses	355	270	388	306	201	304.00	51.00	17%	↑
Arrests & CJP	172	124	148	101	101	129.20	42.80	33%	↑
Citations	685	361	642	458	593	547.80	137.20	25%	↑
Warnings	1611	676	1285	932	905	1081.80	529.20	49%	↑

YTD Citations Compared To Warnings	
2025	30%
ALL 2024	36%
ALL 2023	37%
ALL 2022	39%
ALL 2021	40%
ALL 2020	40%
ALL 2019	49%
ALL 2018	53%
ALL 2017	64%
ALL 2016	64%

April Top 10 Offenses	
Simple Assault	14
All Other Offenses	14
Drug/Narcotics	12
Intimidation	11
Shoplifting	9
Disorderly Conduct	6
All Other Larceny	5
DUI	5
Vandalism	4
Wire Fraud	3



South Whitehall Township Police Department

4444 Walbert Avenue
Allentown, PA 18104
610-398-0337

May 27, 2025

South Whitehall Township Public Safety Commission

4444 Walbert Avenue
Allentown, PA 18104

To the Commissioners,

Attached please find for your review and comment, a statistical analysis and summary of the activities of the South Whitehall Township Police Department for the month of April 2025.

1. Patrol Division

The patrol division is comprised of four platoons, each with 5 officers and 2 sergeants. Most patrol officers have additional duties, including bike patrol, DARE instructor, field training officer, and Firearms Instructor. Three members of the patrol division are also assigned part-time to the Lehigh County Emergency Response Team. Below are their statistics for the month.

- a. Reports – **1605**
- b. Motor Vehicle Crashes - **96**
- c. Offenses - **101**
- d. Arrests and CJP - **48**
- e. Motor Vehicle Stops- **371**
- f. Citations - **198**
- g. Warnings - **393**
- h. Citation compared to Warnings- **33.5% (Month) 36% (YTD)**
- i. Top three NIBRS offenses – **Simple Assault (14), All Other (14), & Drug/Narcotics (12)**
- j. Directed Patrol Assignments (Traffic, park and neighborhood checks) – **740**
- k. Vigilance (homeowner request) checks – **7 vigilance checks**

2. Training

The Department conducts monthly agency-wide training, during which instructors train the entire department over a two-day period. The individual patrol platoons also conduct muster training relevant to contemporary policing issues, as focused towards the needs of

their officers. The agency sends officers to career development training throughout the year. All training is documented in our PowerDMS system.

a. Monthly Training

Annual MPOETC Firearms Qualifications (Pistol, Rifle, Less Lethal Shotgun) – Entire Department (April Mandatory Training). Two-hour training block. (86 hours)

b. Muster Training

April 2025 muster training included felony motor vehicle stops, developed by third platoon.

The third platoon also developed a Dorney Park Active Shooter tabletop scenario

c. Career Development Training

PSP Operation Nighthawk Program – 2 Officers (28 hours total)

Empowering Female Officers to Excel and Inspire – 1 Officer (8 hours)

PA Search and Seizure – 2 Officers (16 hours total)

Body Language for Law Enforcement - 1 Officer (8 hours)

Recognizing Pre-attack Indicators – 1 Officer (8 hours)

Total Training Hours- 228

3. School Resource Officer Bureau

There are four school resource officers in the South Whitehall Parkland District Schools. Two at Parkland High School (Bammer & Sariego), one at Orefield Middle School (Faust), and one at Springhouse (Azar). They continue to conduct provide security, conduct investigations, and deliver presentations such as DARE. They are supplemented by three patrol officers who also teach DARE. Below are their statistics for the month.

a. DARE presentations - **11**

b. Cases- **22**

c. Reports -**76**

d. Supplements - **67**

4. Criminal Investigation Division

The criminal investigative division is staffed by one sergeant and four detectives, who investigate crimes, prepare search warrants, conduct background investigations, and handle the agency evidence function. The Sergeant and one Detective are criminal forensics specialists. One detective is assigned full-time to the Lehigh County Narcotics Task Force, one is assigned part-time to Homeland Security as well as the Lehigh County Hostage Negotiation Team, and one is assigned part-time to the Lehigh County Accident Reconstruction Team (CART). Below are their statistics for the month.

- a. Investigations- 54
- b. Warrants-4
- c. Interviews- 1
- d. Supplemental investigations-73
- e. Evidence-118

5. Meetings

Command Staff meetings are conducted on an as-needed basis, at least twice per month. They are centered around organizational and personnel needs, as well as contemporary events and policy development. Command Staff also attended a variety of other meetings, which are listed below.

- a. Parkland School District meeting (Tony Naradko)- April 2
- b. Target loss prevention- April 2
- c. Command Staff meeting- April 3
- d. Special Event Meeting- April 4.
- e. Officer Wellness Meeting- Ben Iobst- April 4
- f. Lehigh County Chiefs meeting- April 8
- g. Homeland Security- April 10
- h. Trauma-informed policing seminar- April 10
- i. Western Lehigh Chamber of Commerce (WLCC) Board meeting- April 11
- j. Parkland School District EMA meeting- April 11
- k. Dorney Park Kick-off meeting- April 11
- l. Donations to Lehigh Valley Health Network- April 15
- m. Jewish Community Center- April 15
- n. Retirement Luncheon for Sergeant George Hummel- April 17
- o. Woodlawn Fire Department introductory meeting-April 21
- p. Command Staff Meeting- April 22
- q. District Attorney meeting (Task Force initiatives)- April 24
- r. Dorney Park MCI meeting- April 28
- s. Sergeant's meeting- April 29

6. Policies

Staff developed a new pregnancy policy, as well as updated the Body Worn Camera policy. Upcoming policies for May include officer involved shooting (new), sergeant field training (new) and police pursuit (update).