

**TOWNSHIP OF SOUTH WHITEHALL  
LEHIGH COUNTY, PENNSYLVANIA**

**PUBLIC SAFETY COMMISSION**

**PUBLIC MEETING**

**MINUTES**

**April 7, 2025**

A Public Meeting of the South Whitehall Township Public Safety Commission was held on the above date in the Township Municipal Building located at 4444 Walbert Avenue, Allentown, Lehigh County, Pennsylvania.

**Members attending were:**

Thomas Yezerski, Chairman  
Richard Snyder, Vice Chairman  
Ricardo Diaz, Chief, Cetronia Fire Company  
Andrew Garger, Chief, Greenawalds Fire Department  
Frank Lombardo, Chief, South Whitehall Township Police Department  
Robert Mateff, Chief Executive Officer, Cetronia Ambulance  
Dr. Tony Naradko, Parkland School District  
Brian Neas, Chief, Tri-Clover Fire Company  
Chris Peischl, At Large Member  
Barry Search, Chief, Woodlawn Fire Department  
Michael Smith, At Large Member

**Board of Commissioner Members attending were:**

Monica Hodges

**Others attending were:**

Carrie Frey, Director of Operations, Cetronia Ambulance Corps.

**Township Staff attending were:**

Herb Bender, Director of Township Operations  
John Frantz, Fire Marshal  
Jason Grozier, Sergeant, Police Department  
Thomas Petrucci, Township Manager

**AGENDA ITEM #1 - CALL TO ORDER**

The meeting was called to order at 7:00 p.m.

## **AGENDA ITEM #2 - APPROVAL OF MINUTES**

The minutes of March 3, 2025 were approved as submitted.

## **AGENDA ITEM #3 - OLD BUSINESS**

None.

## **AGENDA ITEM #4 – COURTESY OF THE FLOOR**

Manager Petrucci reported that a road safety audit was conducted by the Lehigh Valley Planning Commission and PENNDOT in March 2025 on Blue Barn Road. The results are currently under review and will be used to form recommendations for safety changes in the future.

## **AGENDA ITEM #5 - NEW BUSINESS**

### **A. Commissioner's Report**

None.

### **B. Fire Companies Report**

Chief Diaz reported that Cetronia responded to fifty-eight calls for the month of March 2025. This is an eleven percent increase from March 2024. Cetronia has responded to one hundred and ninety-five calls year-to-date 2025. This is fifteen percent higher than this period in 2024. The dispatch to arrival time is four minutes and one second.

One member is taking a command officer class, one is enrolled in Firefighter 1, one in a Truck Company course, and one is newly enrolled in their live-in program. Cetronia has received a \$15,400 grant from the Commonwealth.

Chief Garger submitted the response report via email for Greenawalds for the month of March 2025. It is included as an attachment to these minutes. Greenawalds responded to sixty-five calls for the month of March 2025.

Chief Neas submitted the response report via email for Tri-Clover for the month of March 2025 and year-to-date 2025. They are included as attachments to these minutes. Tri-Clover responded to twenty-four calls

for the month of March 2025. This one call more than March 2024. Tri-Clover responded to seventy-eight calls year-to-date 2025.

Four personnel are taking the Pump 1 class. They will take Pump 2 after completing Pump 1.

Chief Search submitted the response report for Woodlawn for the month of March 2025. It is included as an attachment to these minutes. Woodlawn responded to seventy calls for the month of March 2025.

Over 100 bags of absorbent material were used in March on spill calls. Spills at the Orefield Middle School and on Custer Street and Huckleberry Road were two major incidents in March.

Woodlawn trained on firefighter rescue techniques in March. Three personnel are going through EMT certification. Woodlawn also assisted the City of Allentown on numerous calls in March.

### **C. Emergency Management Team Report**

Coordinator Kelly submitted the Emergency Management report via email for the month of March 2025. It is included as an attachment to these minutes. Mr. Frantz read the report to the Commission.

### **D. Police Report**

Sergeant Grozier submitted the police report for the month of March 2025. It is included as an attachment to these minutes. The Police responded to one thousand, six-hundred and ninety-eight calls, had seventy-eight reported crimes, made thirty-seven arrests, and issued one hundred and eighty-four citations and four-hundred and forty-five warnings for the month of March 2025.

Chief Lombardo reported that registration is set to open for the 2025 Youth Law Enforcement Academy. This program is for youth ages ten to twelve.

The police department will be playing the Whitehall Township Police Department in the Battle of the Badges baseball game. This fund raiser benefits pediatric cancer.

### **E. Emergency Medical Services Report**

Director Frey reported that Cetronia responded to two-hundred and ninety-six calls for the month of March 2025. Two of those calls were handled by mutual aid providers, one hundred and ninety-eight were ALS, and ninety-eight were BLS. Thursday is the busiest day and 1:00 pm is the busiest time for calls.

Cetronia will be participating in the 2025 Dorney Park mass casualty drill.

## **F. Parkland School District Report**

Dr. Naradko report that he may be a few minutes late for future Commission meetings due to a conflict with School District Board meetings.

He thanked the fire departments and the township public works department for their assistance with the mitigation and clean-up of a fluid spill at the Orefield Middle School. All agencies worked well together during the event.

District personnel have had multiple meetings with Chief Lombardo and look forward to continuing the previous programs and initiatives with law enforcement.

The Spring musical has concluded, and the Prom is scheduled for May 3, 2025.

## **G. Member Concerns**

None.

## **H. Public Works Projects**

Director Bender reported that volunteers will help plant trees at Covered Bridge Park on Saturday April 26, 2025 in honor of Earth Day.

An electronics recycling event will be held at Covered Bridge Park on Saturday April 12, 2025. Fire police and the public works department will assist at this event.

Township road milling and paving will commence on July 28, 2025.

The detour of Broadway between Parkway Road and Cetronia Road has commenced. This will result in additional traffic on Tilghman Street.

## **I. Township Community Events**

The events were discussed in the Public Works report.

## **J. Subdivision Review**

### **1. UCC Greenawalds, Lot Line Adjustment 2023-203**

#### **a. Fire Marshal Review**

Mr. Frantz indicated that the plan will adjust the lot lines on the property and that no new construction is being proposed. Me made no comments to the plan.

#### **b. Fire Company Review**

No comment.

#### **c. Emergency Management Review**

None.

#### **d. Police Review**

No comment.

#### **e. Emergency Medical Services Review**

No comment.

#### **f. Parkland School District Review**

No comment.

#### **g. Motion for Recommendation**

The Commission made no recommendations to the plan.

## **AGENDA ITEM #6 - ADJOURNMENT**

The meeting was adjourned at 7:24 p.m.

ADOPTED THIS DATE:

ATTEST:

---

Secretary

---

Chairman



Community Fire Company No. 1 of South Whitehall Township  
**GREENAWALDS FIRE COMPANY**

2500 FOCHT AVENUE  
ALLENTOWN, PA 18104  
(610) 432 - 0065

April 7, 2025

South Whitehall Township Public Safety Commission  
4444 Walbert Avenue  
Allentown, PA 18104

Dear Public Safety Commission:

Please find attached for your review and comment a statistical analysis of the activities of Greenawalds Fire/Rescue for the month of February 2025. An executive summary is provided below:

**1. Number of Incidents:**

- a. 65 Responses for the month of March (164 responses through 3/31/2025)
  - i. 44% Increase in Responses for March and a 7% Increase in YTD incidents.
- b. Calls of all types have been on the rise. We have seen a significant rise in roadway incidents this month.

**2. Significant Incidents:**

- a. Greenawalds has remained busy with responses to Working Fires and Vehicle Extrications
  - i. 3/3/2025 - Vehicle Extrication 3219 Hamilton Boulevard
  - ii. 3/9/2025 - Garage Fire 9374 Tri Township Road (Weisenberg Twp.)
  - iii. 3/18/2025 - MVA with Injuries 1901 Mauch Chunk Road
  - iv. 3/19/2025 - House Fire 119 N 13<sup>th</sup> Street (City of Allentown)
  - v. 3/19/2025 - Cover Assignment (City of Allentown)
  - vi. 3/25/2025 - Vehicle Extrication Cedar Crest & Walbert Ave.
  - vii. 3/26/2025 - House Fire 7521 Hamilton Boulevard (Upper Macungie Twp.)

**3. Response Time Average:**

- a. Average Turnout Time for Greenawalds Apparatus (across all vehicles) was 52 seconds (Dispatch to Enroute). A breakdown per apparatus is attached.
  - i. This remained consistent with a 53 second turnout time from February, 2025. An average turnout time of under 1 minute is exceptional for a volunteer fire department.
- b. Average Response Time (Dispatch to Arrival) was 6 minutes and 2 seconds.
  - i. This is on par with the average of 5 minutes and 57 seconds from March of 2024.

1

*Volunteers Proudly Serving Our Community*

- ii. It is important to note that these response times include all incidents for the month so Mutual Aid responses to other municipalities will skew the average duration.
  - c. Average Time spent on scene operating at incidents for the month was 17 minutes and 56 seconds.
4. **Mutual / Automatic Aid**
- a. Mutual Aid Received (March 2025) - 3
  - b. Automatic Aid Received (March 2025) - 3
  - c. Mutual Aid Given (March 2025) - 10
  - d. Automatic Aid Given (March 2025) - 39
  - e. None (March 2025) - 10
5. **Significant Events and Training Completed:**
- a. Members completed in-house training on Large Area Search Operations, Ladders, High Point Rescue, and Engine Company Operation at weekly drills during March 2025.
  - b. Several new members have been registered for the upcoming Firefighter 1 program (scheduled to begin in June).
  - c. Greenawalds accepted two new members into the department at our March business meeting.
  - d. A new response coordination application was implemented in March 2025. We have moved away from the Active911 platform to I Am Responding which provides us with greater flexibility, better coordination with our mutual aid partners, and more features to better communicate with our members including visibility of members staffing and incident pre-plan information.
  - e. An internal review of our Standard Operations Manual is ongoing and updates will be forthcoming.
6. **Additional Information:**
- a. Upcoming Events and Training:
    - i. 4/19/2025 - Annual Easter Egg Hunt
    - ii. Probationary Firefighter Training - 4/26 and 4/27/2025
    - iii. Dorney Park Drill - 4/28/2025
    - iv. Rope Rescue Drill at Dorney Park - 5/5/2025
    - v. Water Rescue Drill at Dorney Park - 6/2/2025 and 8/25/2025
    - vi. Kratzer Kountry Fair - 6/6/2025
    - vii. Multi-Unit Training Drill - Date TBD
  - b. Miscellaneous Achievements:
    - i. Nothing New

Should you have any questions, comments, or concerns pertaining to the report provided above or the accompanying documents, please do not hesitate to contact me directly.

Respectfully Submitted,

Andrew D. Garger  
Chief of Department

# Greenawalds Fire Company

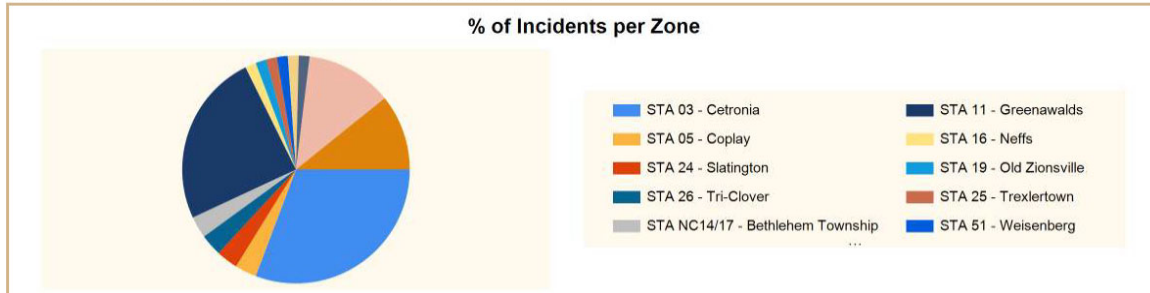
Allentown, PA

This report was generated on 4/7/2025 7:54:07 AM




## Count of Incidents by Incident Type per Zone

Incident Status: All | Start Date: 03/01/2025 | End Date: 03/31/2025




INCIDENT TYPE	# INCIDENTS	% of TOTAL
<b>STA 03 - Cetronia</b>		
111 - Building fire	2	3.08%
352 - Extrication of victim(s) from vehicle	1	1.54%
353 - Removal of victim(s) from stalled elevator	2	3.08%
721 - Bomb scare - no bomb	1	1.54%
745 - Alarm system activation, no fire - unintentional	14	21.54%
Zone: STA 03 - Cetronia Total Incident:	20	30.77%
<b>STA 05 - Coplay</b>		
111 - Building fire	1	1.54%
622 - No incident found on arrival at dispatch address	1	1.54%
Zone: STA 05 - Coplay Total Incident:	2	3.08%
<b>STA 11 - Greenawalds</b>		
111 - Building fire	1	1.54%
142 - Brush or brush-and-grass mixture fire	2	3.08%
150 - Outside rubbish fire, other	2	3.08%
321 - EMS call, excluding vehicle accident with injury	2	3.08%
322 - Motor vehicle accident with injuries	1	1.54%
411 - Gasoline or other flammable liquid spill	1	1.54%
551 - Assist police or other governmental agency	3	4.62%
553 - Public service	1	1.54%
571 - Cover assignment, standby, moveup	1	1.54%
745 - Alarm system activation, no fire - unintentional	2	3.08%
Zone: STA 11 - Greenawalds Total Incident:	16	24.62%
<b>STA 16 - Neffs</b>		
300 - Rescue, EMS incident, other	1	1.54%
Zone: STA 16 - Neffs Total Incident:	1	1.54%

Report shows count of incidents for Status selected.

  
 emergencyreporting.com  
 Doc Id: 1390  
 Page # 1 of 2

INCIDENT TYPE	# INCIDENTS	% of TOTAL
<b>STA 19 - Old Zionsville</b>		
111 - Building fire	1	1.54%
Zone: STA 19 - Old Zionsville Total Incident:	1	1.54%
<b>STA 24 - Slatington</b>		
111 - Building fire	1	1.54%
745 - Alarm system activation, no fire - unintentional	1	1.54%
Zone: STA 24 - Slatington Total Incident:	2	3.08%
<b>STA 25 - Trexlertown</b>		
111 - Building fire	1	1.54%
Zone: STA 25 - Trexlertown Total Incident:	1	1.54%
<b>STA 26 - Tri-Clover</b>		
111 - Building fire	1	1.54%
551 - Assist police or other governmental agency	1	1.54%
Zone: STA 26 - Tri-Clover Total Incident:	2	3.08%
<b>STA 32 - Woodlawn</b>		
113 - Cooking fire, confined to container	2	3.08%
352 - Extrication of victim(s) from vehicle	2	3.08%
400 - Hazardous condition, other	1	1.54%
445 - Arcing, shorted electrical equipment	1	1.54%
745 - Alarm system activation, no fire - unintentional	2	3.08%
Zone: STA 32 - Woodlawn Total Incident:	8	12.31%
<b>STA 51 - Weisenberg</b>		
123 - Fire in portable building, fixed location	1	1.54%
Zone: STA 51 - Weisenberg Total Incident:	1	1.54%
<b>STA 56 - Upper Macungie District 56</b>		
111 - Building fire	1	1.54%
Zone: STA 56 - Upper Macungie District 56 Total Incident:	1	1.54%
<b>STA 60 - City of Allentown</b>		
111 - Building fire	1	1.54%
552 - Police matter	1	1.54%
571 - Cover assignment, standby, moveup	1	1.54%
745 - Alarm system activation, no fire - unintentional	4	6.15%
Zone: STA 60 - City of Allentown Total Incident:	7	10.77%
<b>STA NC14/17 - Bethlehem Township</b>		
571 - Cover assignment, standby, moveup	2	3.08%
Zone: STA NC14/17 - Bethlehem Township Total Incident:	2	3.08%
<b>STA NC42 - Northampton Borough</b>		
142 - Brush or brush-and-grass mixture fire	1	1.54%
Zone: STA NC42 - Northampton Borough Total Incident:	1	1.54%
<b>TOTAL INCIDENTS FOR ALL ZONES:</b>	<b>65</b>	<b>100%</b>

Report shows count of incidents for Status selected.



# Greenawalds Fire Company

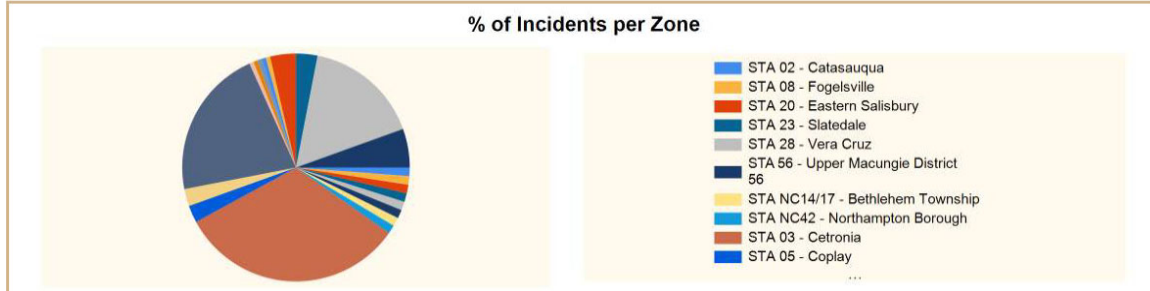
Allentown, PA

This report was generated on 4/7/2025 7:47:17 AM



## Count of Incidents by Incident Type per Zone

Incident Status: All | Start Date: 01/01/2025 | End Date: 03/31/2025



INCIDENT TYPE	# INCIDENTS	% of TOTAL
<b>STA 02 - Catasauqua</b>		
111 - Building fire	1	0.61%
353 - Removal of victim(s) from stalled elevator	1	0.61%
<b>Zone: STA 02 - Catasauqua Total Incident:</b>	<b>2</b>	<b>1.22%</b>
<b>STA 03 - Cetronia</b>		
111 - Building fire	2	1.22%
113 - Cooking fire, confined to container	1	0.61%
114 - Chimney or flue fire, confined to chimney or flue	1	0.61%
131 - Passenger vehicle fire	1	0.61%
132 - Road freight or transport vehicle fire	1	0.61%
142 - Brush or brush-and-grass mixture fire	1	0.61%
352 - Extrication of victim(s) from vehicle	3	1.83%
353 - Removal of victim(s) from stalled elevator	3	1.83%
424 - Carbon monoxide incident	1	0.61%
551 - Assist police or other governmental agency	1	0.61%
553 - Public service	1	0.61%
651 - Smoke scare, odor of smoke	1	0.61%
721 - Bomb scare - no bomb	1	0.61%
745 - Alarm system activation, no fire - unintentional	35	21.34%
<b>Zone: STA 03 - Cetronia Total Incident:</b>	<b>53</b>	<b>32.32%</b>
<b>STA 05 - Coplay</b>		
111 - Building fire	3	1.83%
622 - No incident found on arrival at dispatch address	1	0.61%
<b>Zone: STA 05 - Coplay Total Incident:</b>	<b>4</b>	<b>2.44%</b>
<b>STA 08 - Fogelsville</b>		
111 - Building fire	2	1.22%
<b>Zone: STA 08 - Fogelsville Total Incident:</b>	<b>2</b>	<b>1.22%</b>

Report shows count of incidents for Status selected.

emergencyreporting.com  
Doc Id: 1390  
Page # 1 of 3

INCIDENT TYPE	# INCIDENTS	% of TOTAL
<b>STA 11 - Greenawalds</b>		
111 - Building fire	1	0.61%
142 - Brush or brush-and-grass mixture fire	2	1.22%
150 - Outside rubbish fire, other	2	1.22%
321 - EMS call, excluding vehicle accident with injury	5	3.05%
322 - Motor vehicle accident with injuries	1	0.61%
352 - Extrication of victim(s) from vehicle	1	0.61%
411 - Gasoline or other flammable liquid spill	1	0.61%
424 - Carbon monoxide incident	2	1.22%
551 - Assist police or other governmental agency	4	2.44%
553 - Public service	8	4.88%
571 - Cover assignment, standby, moveup	2	1.22%
745 - Alarm system activation, no fire - unintentional	6	3.66%
Zone: STA 11 - Greenawalds Total Incident:	35	21.34%
<b>STA 16 - Neffs</b>		
300 - Rescue, EMS incident, other	1	0.61%
Zone: STA 16 - Neffs Total Incident:	1	0.61%
<b>STA 19 - Old Zionsville</b>		
111 - Building fire	1	0.61%
Zone: STA 19 - Old Zionsville Total Incident:	1	0.61%
<b>STA 20 - Eastern Salisbury</b>		
111 - Building fire	2	1.22%
Zone: STA 20 - Eastern Salisbury Total Incident:	2	1.22%
<b>STA 23 - Slatedale</b>		
111 - Building fire	2	1.22%
Zone: STA 23 - Slatedale Total Incident:	2	1.22%
<b>STA 24 - Slatington</b>		
111 - Building fire	3	1.83%
745 - Alarm system activation, no fire - unintentional	3	1.83%
Zone: STA 24 - Slatington Total Incident:	6	3.66%
<b>STA 25 - Trexlertown</b>		
111 - Building fire	4	2.44%
Zone: STA 25 - Trexlertown Total Incident:	4	2.44%
<b>STA 26 - Tri-Clover</b>		
111 - Building fire	2	1.22%
131 - Passenger vehicle fire	1	0.61%
444 - Power line down	1	0.61%
551 - Assist police or other governmental agency	1	0.61%
Zone: STA 26 - Tri-Clover Total Incident:	5	3.05%
<b>STA 28 - Vera Cruz</b>		
111 - Building fire	2	1.22%

Report shows count of incidents for Status selected.



INCIDENT TYPE	# INCIDENTS	% of TOTAL
Zone: STA 28 - Vera Cruz Total Incident:	2	1.22%
<b>STA 32 - Woodlawn</b>		
111 - Building fire	3	1.83%
113 - Cooking fire, confined to container	2	1.22%
352 - Extrication of victim(s) from vehicle	2	1.22%
400 - Hazardous condition, other	2	1.22%
412 - Gas leak (natural gas or LPG)	1	0.61%
445 - Arcing, shorted electrical equipment	1	0.61%
553 - Public service	1	0.61%
651 - Smoke scare, odor of smoke	1	0.61%
743 - Smoke detector activation, no fire - unintentional	1	0.61%
745 - Alarm system activation, no fire - unintentional	13	7.93%
Zone: STA 32 - Woodlawn Total Incident:	27	16.46%
<b>STA 36 - Whitehall - Fullerton</b>		
111 - Building fire	1	0.61%
Zone: STA 36 - Whitehall - Fullerton Total Incident:	1	0.61%
<b>STA 39 - Whitehall - Egypt</b>		
111 - Building fire	1	0.61%
Zone: STA 39 - Whitehall - Egypt Total Incident:	1	0.61%
<b>STA 51 - Weisenberg</b>		
123 - Fire in portable building, fixed location	1	0.61%
Zone: STA 51 - Weisenberg Total Incident:	1	0.61%
<b>STA 56 - Upper Macungie District 56</b>		
111 - Building fire	2	1.22%
Zone: STA 56 - Upper Macungie District 56 Total Incident:	2	1.22%
<b>STA 60 - City of Allentown</b>		
111 - Building fire	1	0.61%
552 - Police matter	1	0.61%
571 - Cover assignment, standby, moveup	3	1.83%
745 - Alarm system activation, no fire - unintentional	4	2.44%
Zone: STA 60 - City of Allentown Total Incident:	9	5.49%
<b>STA NC14/17 - Bethlehem Township</b>		
571 - Cover assignment, standby, moveup	2	1.22%
Zone: STA NC14/17 - Bethlehem Township Total Incident:	2	1.22%
<b>STA NC42 - Northampton Borough</b>		
111 - Building fire	1	0.61%
142 - Brush or brush-and-grass mixture fire	1	0.61%
Zone: STA NC42 - Northampton Borough Total Incident:	2	1.22%
<b>TOTAL INCIDENTS FOR ALL ZONES:</b>	<b>164</b>	<b>100%</b>

Report shows count of incidents for Status selected.



# Greenawalds Fire Company

Allertown, PA

This report was generated on 4/7/2025 8:14:31 AM




## Average Turnout Time (Dispatch to Enroute) per Apparatus for Date Range

Start Date: 03/01/2025 | End Date: 03/31/2025

APPARATUS	TURNOUT TIME (min) (Dispatch to Enroute)
11POV	0:00
AC11	0:32
B11	0:06
B11-2	0:05
C11	1:12
DC11	0:05
E11	1:50
LT11	0:05
R11	1:13
RE11	1:48
TA11	4:10
U11	0:11
U11-1	0:07
<b>AVERAGE TURNOUT TIME:</b>	<b>0:52</b>

Report calculates the average time difference between DISPATCH and ENROUTE for each apparatus. Only incidents where ENROUTE time is provided are included. "Cancelled Apparatus" Times Are included in the calculation of this Report.



# Greenawalds Fire Company

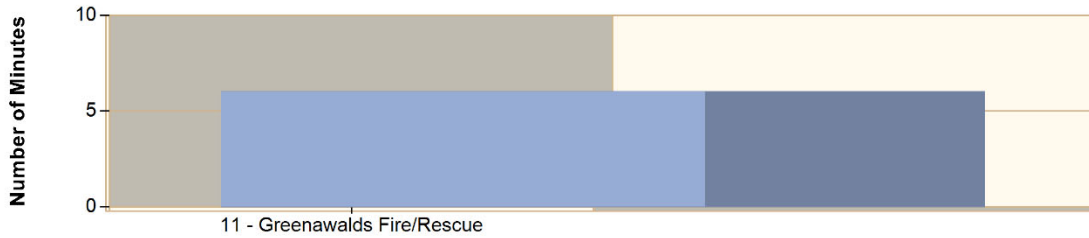
Allentown, PA

This report was generated on 4/7/2025 8:18:13 AM



## Average Response Time per Station for Date Range

Start Date: 03/01/2025 | End Date: 03/31/2025



STATION	AVERAGE RESPONSE MM:SS (Dispatch to Arrived)
11 - Greenawalds Fire/Rescue	6:02

AVERAGE RESPONSE TIME calculated from the average time difference between DISPATCH and ARRIVED times on Basic Info 4. Only REVIEWED incidents included.



emergencyreporting.com  
Doc Id: 56  
Page # 1 of 1

# Greenawalds Fire Company

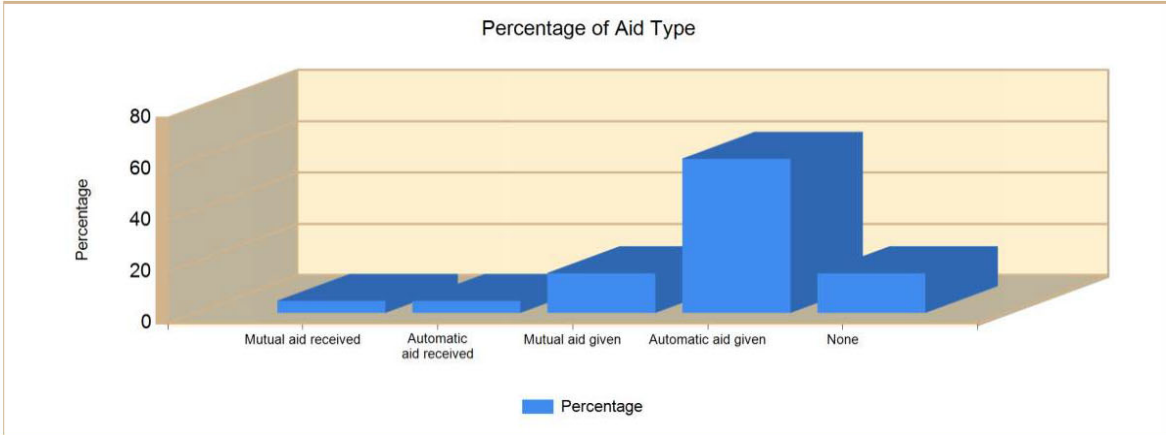
Allentown, PA

This report was generated on 4/7/2025 8:22:33 AM



## Count of Aid Given and Received for Incidents for Date Range

Start Date: 03/01/2025 | End Date: 03/31/2025



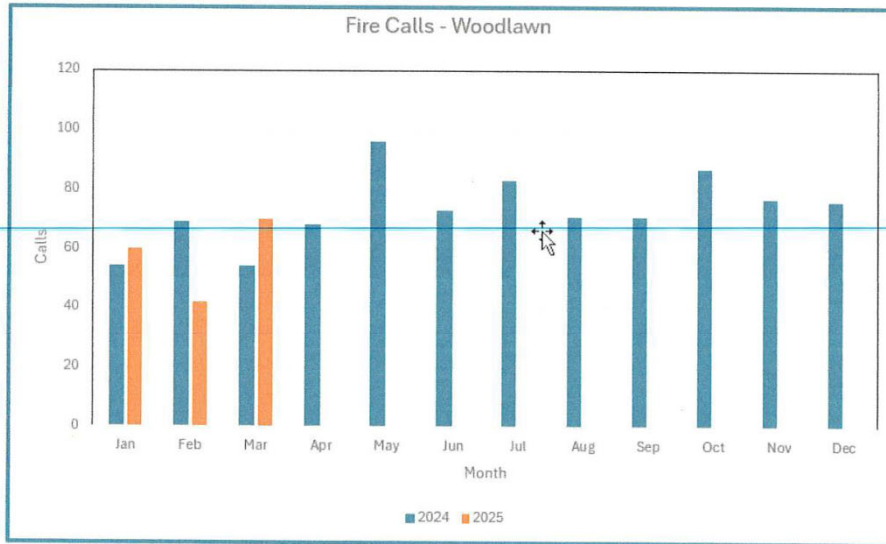
AID TYPE	TOTAL	% of TOTAL
Mutual aid received	3	4.6%
Automatic aid received	3	4.6%
Mutual aid given	10	15.4%
Automatic aid given	39	60.0%
None	10	15.4%

Only REVIEWED incidents included



## Fire Calls

The trend of emergency calls for 2024 and 2025 is shown below:



## Location Distribution

The call location and number of members responding are shown below. Township districts are also highlighted.

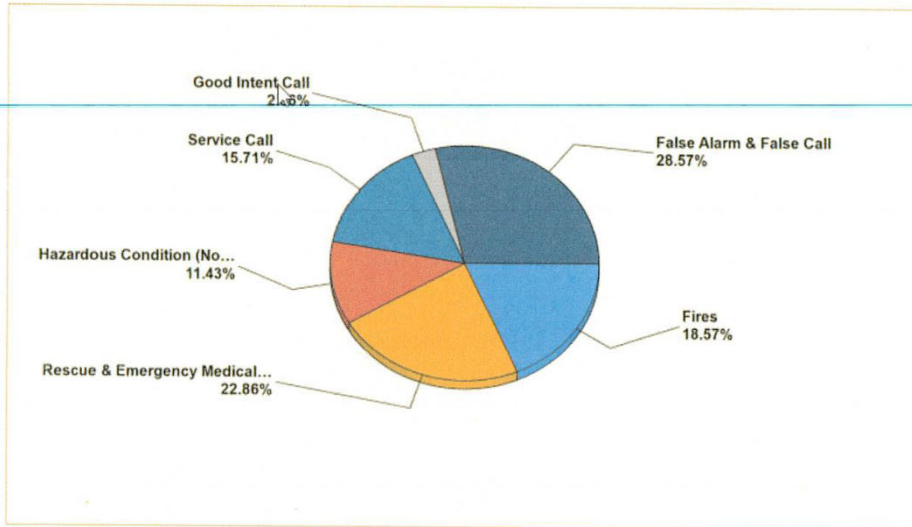
Location Breakdown	Calls	Members Responding	SWT Calls
Cetronia - District 3	19	9	19
Woodlawn - District 32	29	10	29
Greenawalds - District 11	7	10	7
Western Salisbury - District 31	1	16	
Allentown - District 60	2	14	
Tri-Clover - District 26	4	10	4
Lower Milford - District 13	1	17	
Han-Le-Co - District 33	1	17	
Walnutport - District 29	1	15	
Slatington - District 24	1	15	
Weisenburg - District 51	1	10	
Whitehall Township - District 35	2	2	
Lower Macungie - District 30	1	11	
<b>Grand Total</b>	<b>70</b>	<b>10</b>	<b>59</b>

Response Time – Response times vary depending on the type of call, time of day, and

other factors. For calls in our fire district, typically we have a unit on the road within 1 minute of dispatch and a unit on scene within 5 minutes. Typical personnel turn out is 10 with more serious calls up to 17 members.

**March fire call details**

**Breakdown by Major Incident Types for Date Range**  
 Zone(s): All Zones | Start Date: 03/01/2025 | End Date: 03/31/2025



MAJOR INCIDENT TYPE	# INCIDENTS	% of TOTAL
Fires	13	18.57%
Rescue & Emergency Medical Service	16	22.86%
Hazardous Condition (No Fire)	8	11.43%
Service Call	11	15.71%
Good Intent Call	2	2.86%
False Alarm & False Call	20	28.57%
<b>TOTAL</b>	<b>70</b>	<b>100%</b>

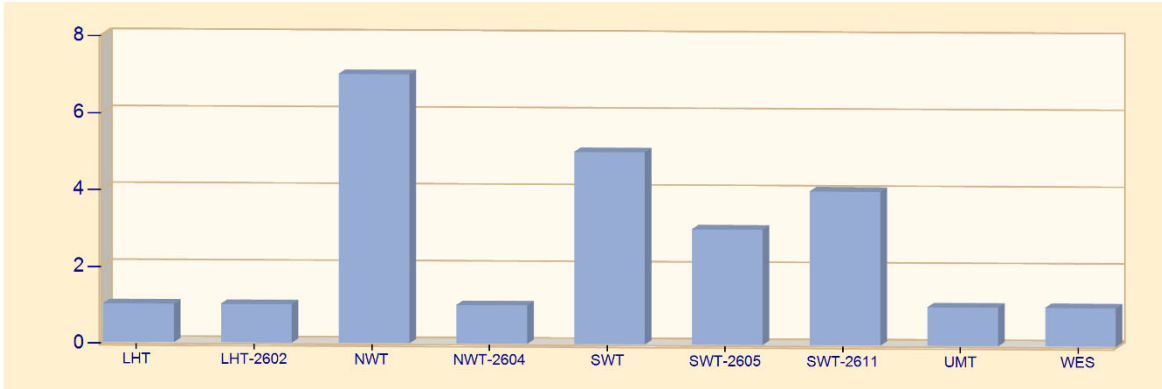
# Tri Clover Fire Company

Orefield, PA

This report was generated on 4/6/2025 10:51:42 PM


## Incident Type Count per Zone for Date Range

Start Date: 03/01/2025 | End Date: 03/31/2025




ZONES	INCIDENT TYPE	COUNT
<b>LHT - Lowhill Township</b>		
	118 - Trash or rubbish fire, contained	1
	<i>Total Incidents for LHT - Lowhill Township:</i>	
		1
<b>LHT-2602 - Low Hill Township - Box 2602</b>		
	542 - Animal rescue	1
	<i>Total Incidents for LHT-2602 - Low Hill Township - Box 2602:</i>	
		1
<b>NWT - North Whitehall Township</b>		
	118 - Trash or rubbish fire, contained	1
	131 - Passenger vehicle fire	1
	142 - Brush or brush-and-grass mixture fire	2
	463 - Vehicle accident, general cleanup	1
	743 - Smoke detector activation, no fire - unintentional	2
	<i>Total Incidents for NWT - North Whitehall Township:</i>	
		7
<b>NWT-2604 - North Whitehall Township - Box 2604</b>		
	551 - Assist police or other governmental agency	1
	<i>Total Incidents for NWT-2604 - North Whitehall Township - Box 2604:</i>	
		1
<b>SWT - South Whitehall Township</b>		
	111 - Building fire	1
	715 - Local alarm system, malicious false alarm	1
	743 - Smoke detector activation, no fire - unintentional	3
	<i>Total Incidents for SWT - South Whitehall Township:</i>	
		5

Zone information is defined on the Basic Info 3 screen of an incident.  
Only REVIEWED incidents included.



ZONES	INCIDENT TYPE	COUNT
<b>SWT-2605 - South Whitehall Township - Box 2605</b>		
	400 - Hazardous condition, other	1
	551 - Assist police or other governmental agency	1
	554 - Assist invalid	1
	<i>Total Incidents for SWT-2605 - South Whitehall Township - Box 2605:</i>	3
<b>SWT-2611 - South Whitehall Township - Box 2611</b>		
	321 - EMS call, excluding vehicle accident with injury	1
	445 - Arcing, shorted electrical equipment	1
	551 - Assist police or other governmental agency	1
	554 - Assist invalid	1
	<i>Total Incidents for SWT-2611 - South Whitehall Township - Box 2611:</i>	4
<b>UMT - Upper Macungie Township</b>		
	111 - Building fire	1
	<i>Total Incidents for UMT - Upper Macungie Township:</i>	1
<b>WES - Weisenberg Township</b>		
	111 - Building fire	1
	<i>Total Incidents for WES - Weisenberg Township:</i>	1
<b>Total Count for all Zone:</b>		<b>24</b>

Zone information is defined on the Basic Info 3 screen of an incident.  
Only REVIEWED incidents included.



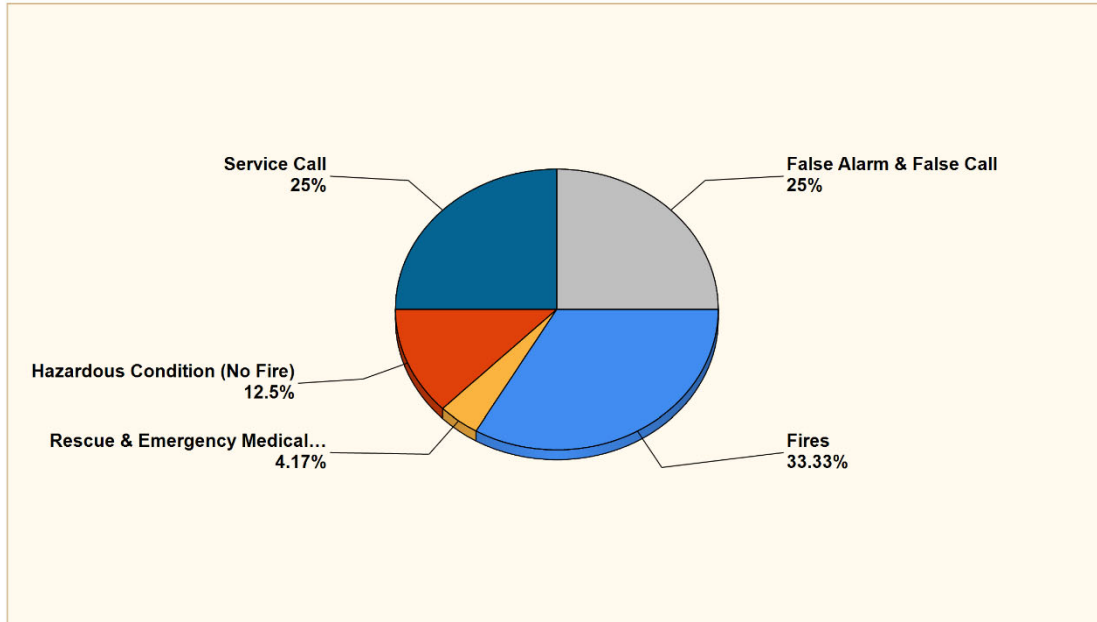
# Tri Clover Fire Company

Orefield, PA

This report was generated on 4/6/2025 10:47:13 PM

## Breakdown by Major Incident Types for Date Range

Zone(s): All Zones | Start Date: 03/01/2025 | End Date: 03/31/2025



MAJOR INCIDENT TYPE	# INCIDENTS	% of TOTAL
Fires	8	33.33%
Rescue & Emergency Medical Service	1	4.17%
Hazardous Condition (No Fire)	3	12.5%
Service Call	6	25%
False Alarm & False Call	6	25%
<b>TOTAL</b>	<b>24</b>	<b>100%</b>

Only REVIEWED and/or LOCKED IMPORTED incidents are included. Summary results for a major incident type are not displayed if the count is zero.

Detailed Breakdown by Incident Type		
INCIDENT TYPE	# INCIDENTS	% of TOTAL
111 - Building fire	3	12.5%
118 - Trash or rubbish fire, contained	2	8.33%
131 - Passenger vehicle fire	1	4.17%
142 - Brush or brush-and-grass mixture fire	2	8.33%
321 - EMS call, excluding vehicle accident with injury	1	4.17%
400 - Hazardous condition, other	1	4.17%
445 - Arcing, shorted electrical equipment	1	4.17%
463 - Vehicle accident, general cleanup	1	4.17%
542 - Animal rescue	1	4.17%
551 - Assist police or other governmental agency	3	12.5%
554 - Assist invalid	2	8.33%
715 - Local alarm system, malicious false alarm	1	4.17%
743 - Smoke detector activation, no fire - unintentional	5	20.83%
<b>TOTAL INCIDENTS:</b>	<b>24</b>	<b>100%</b>

Only REVIEWED and/or LOCKED IMPORTED incidents are included. Summary results for a major incident type are not displayed if the count is zero.

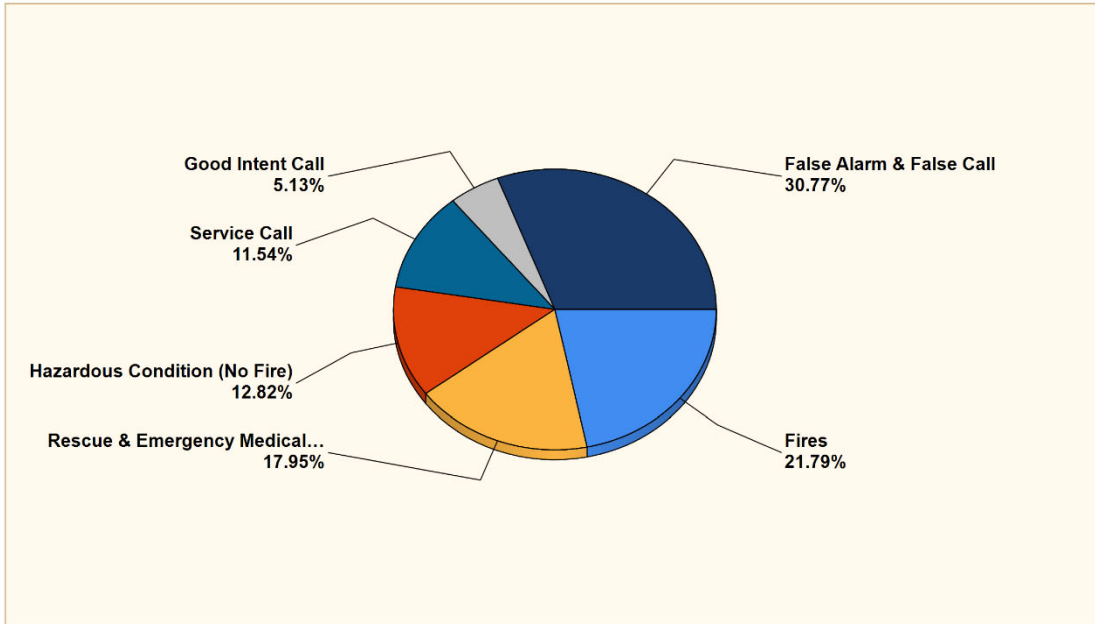
# Tri Clover Fire Company

Orefield, PA

This report was generated on 4/6/2025 10:49:37 PM

## Breakdown by Major Incident Types for Date Range

Zone(s): All Zones | Start Date: 01/01/2025 | End Date: 12/31/2025



MAJOR INCIDENT TYPE	# INCIDENTS	% of TOTAL
Fires	17	21.79%
Rescue & Emergency Medical Service	14	17.95%
Hazardous Condition (No Fire)	10	12.82%
Service Call	9	11.54%
Good Intent Call	4	5.13%
False Alarm & False Call	24	30.77%
<b>TOTAL</b>	<b>78</b>	<b>100%</b>

Only REVIEWED and/or LOCKED IMPORTED incidents are included. Summary results for a major incident type are not displayed if the count is zero.

Detailed Breakdown by Incident Type		
INCIDENT TYPE	# INCIDENTS	% of TOTAL
111 - Building fire	11	14.1%
118 - Trash or rubbish fire, contained	2	2.56%
131 - Passenger vehicle fire	1	1.28%
142 - Brush or brush-and-grass mixture fire	3	3.85%
311 - Medical assist, assist EMS crew	1	1.28%
321 - EMS call, excluding vehicle accident with injury	9	11.54%
322 - Motor vehicle accident with injuries	3	3.85%
352 - Extrication of victim(s) from vehicle	1	1.28%
400 - Hazardous condition, other	1	1.28%
440 - Electrical wiring/equipment problem, other	1	1.28%
442 - Overheated motor	3	3.85%
445 - Arcing, shorted electrical equipment	3	3.85%
463 - Vehicle accident, general cleanup	2	2.56%
542 - Animal rescue	1	1.28%
551 - Assist police or other governmental agency	3	3.85%
554 - Assist invalid	5	6.41%
600 - Good intent call, other	1	1.28%
622 - No incident found on arrival at dispatch address	1	1.28%
631 - Authorized controlled burning	1	1.28%
671 - HazMat release investigation w/no HazMat	1	1.28%
715 - Local alarm system, malicious false alarm	1	1.28%
742 - Extinguishing system activation	1	1.28%
743 - Smoke detector activation, no fire - unintentional	20	25.64%
745 - Alarm system activation, no fire - unintentional	2	2.56%
<b>TOTAL INCIDENTS:</b>	<b>78</b>	<b>100%</b>

Only REVIEWED and/or LOCKED IMPORTED incidents are included. Summary results for a major incident type are not displayed if the count is zero.



**JEFF  
KELLY**

Emergency Management Coordinator

**CONTACT**

PHONE:  
610 794-3209

EMAIL:  
[eoc@southwhitehall.com](mailto:eoc@southwhitehall.com)

**March 2025 Emergency Management Report**

**March 3<sup>rd</sup>**

South Whitehall Public Safety Meeting

**March 12<sup>th</sup>**

D4H Training and Update

**March 13**

Dorney Park MCI Planning Meeting  
SWT EMA Meeting and D4H introduction

**March 24**

Final LV EMA Conference Planning Meeting  
March 29-29  
LV EMA Conference at Desales

**Upcoming Events**

Dorney Park MCI Drill April 28 4 pm to 8 pm  
SWT EMA Meeting June 12 2025  
Command Post Rally Sept 10, 2025  
SWT Family Safety Day September 27 @ Covered Bridge  
Park

**SOUTH WHITEHALL TOWNSHIP POLICE DEPARTMENT  
MARCH 2025 DEPARTMENTAL STATISTICS**

<b>MARCH</b>	<b>2025</b>	<b>2024</b>	<b>+/-</b>	<b>%</b>	
Reports	1698	1124	574	51%	↑
Criminal Offenses	78	78	0	0%	
Arrests & CJP	37	27	10	37%	↑
Citations	184	149	35	23%	↑
Warnings	445	217	228	105%	↑

<b>YTD</b>	<b>2025</b>	<b>2024</b>	<b>+/-</b>	<b>%</b>	
Reports	4636	3301	1335	40%	↑
Criminal Offenses	253	175	78	45%	↑
Arrests & CJP	120	88	32	36%	↑
Citations	487	263	224	85%	↑
Warnings	1218	476	742	156%	↑



<b>MAR 5 Yr. Avg.</b>	<b>2025</b>	<b>2024</b>	<b>2023</b>	<b>2022</b>	<b>2021</b>	<b>5 Year Avg.</b>	<b>2025 Diff</b>	<b>%</b>	
Reports	1698	1124	1409	1081	1319	1326.20	371.80	28%	↑
Criminal Offenses	78	78	106	89	60	82.20	-4.20	-5%	↓
Arrests & CJP	37	27	42	25	26	31.40	5.60	18%	↑
Citations	184	149	198	171	168	174.00	10.00	6%	↑
Warnings	445	217	399	333	314	341.60	103.40	30%	↑

<b>YTD 5 Yr. Avg.</b>	<b>2025</b>	<b>2024</b>	<b>2023</b>	<b>2022</b>	<b>2021</b>	<b>5 Year Avg.</b>	<b>2025 Diff</b>	<b>%</b>	
Reports	4636	3301	4007	3292	3596	3766.40	869.60	23%	↑
Criminal Offenses	253	175	184	237	167	203.20	49.80	25%	↑
Arrests & CJP	120	88	109	82	73	94.40	25.60	27%	↑
Citations	487	263	493	331	426	400.00	87.00	22%	↑
Warnings	1218	476	1018	650	687	809.80	408.20	50%	↑

<b>YTD Citations Compared To Warnings</b>	
<b>2025</b>	<b>29%</b>
ALL 2024	36%
ALL 2023	37%
ALL 2022	39%
ALL 2021	40%
ALL 2020	40%
ALL 2019	49%
ALL 2018	53%
ALL 2017	64%
ALL 2016	64%

<b>March Top 10 Offenses</b>	
Driving Under the Influence	11
Simple Assault	9
Intimidation	9
Shoplifting	8
All Other Offenses	8
Drug/Narcotic Violations	6
Identity Theft	4
Drug Equipment Violations	4
Disorderly Conduct	3
Trespass of Real Property	3