

TOWNSHIP OF SOUTH WHITEHALL
LEHIGH COUNTY, PENNSYLVANIA

PUBLIC SAFETY COMMISSION

PUBLIC MEETING

MINUTES

March 3, 2025

A Public Meeting of the South Whitehall Township Public Safety Commission was held on the above date in the Township Municipal Building located at 4444 Walbert Avenue, Allentown, Lehigh County, Pennsylvania.

Members attending were:

Thomas Yezerski, Chairman
Richard Snyder, Vice Chairman
Steve Brown, Interim Chief, Police Department
Ricardo Diaz, Chief, Cetronia Fire Company
Andrew Garger, Chief, Greenawalds Fire Department
Jeff Kelly, Emergency Management Coordinator
Dr. Tony Naradko, Parkland School District
Brian Neas, Chief, Tri-Clover Fire Company
Chris Peischl, At Large Member
Michael Smith, At Large Member

Board of Commissioner Members attending were:

Monica Hodges
Diane Kelly

Others attending were:

Carrie Frey, Director of Operations, Cetronia Ambulance Corps.
Jeff Kemmerer, Woodlawn Fire Department

Township Staff attending were:

Herb Bender, Director of Township Operations
John Frantz, Fire Marshal
Jason Grozier, Sergeant, Police Department
Thomas Petrucci, Township Manager

AGENDA ITEM #1 - CALL TO ORDER

The meeting was called to order at 7:00 p.m.

AGENDA ITEM #2 - APPROVAL OF MINUTES

The minutes of February 3, 2025 were approved with a spelling correction.

AGENDA ITEM #3 - OLD BUSINESS

None.

AGENDA ITEM #4 – COURTESY OF THE FLOOR

None.

AGENDA ITEM #5 - NEW BUSINESS

A. Commissioner's Report

Commissioner Peischl reported that meetings are continuing related to the development of the township transportation plan. The areas of the township identified for concern or improvements will be refined. The top priorities for improvements will be further identified and delineated in the plan document.

B. Fire Companies Report

Chief Diaz indicated that Cetronia responded to seventy-six calls for the month of February 2025. This is 39% more than last year.

Cetronia assisted at two working fires outside of the township. They are averaging 4.47 minutes from dispatch to arrival at the scene. This average is skewed by responses to calls outside of the township.

Two personnel completed Fire Instructor 1. One member will be starting Truck Company training. Three personnel were accepted to their live-in program.

Chief Garger submitted the response report via email for Greenawalds for the month of February 2025. It is included as an attachment to these minutes. Greenawalds responded to forty calls for the month of February 2025.

Chief Neas submitted the response report via email for Tri-Clover for the month of February 2025. It is included as an attachment to these minutes. Tri-Clover responded to twenty-two calls for the month of February 2025. This is down from last year.

Four personnel have completed ice rescue training. Hazardous materials refresher training is on-going.

Mr. Kemmerer submitted the response report via email for Woodlawn for the month of February 2025. It is included as an attachment to these minutes. Woodlawn responded to forty-two calls for the month of February 2025.

1. Approval of Fire Apparatus/Equipment Incident Response Information

Manager Petrucci reported that a subcommittee of the volunteer fire subcommittee has performed a review and update to the fire apparatus/equipment incident response information. Lieutenant Shawn Peischl chaired the subcommittee and was present to discuss the actions taken.

Lt. Peischl indicated that a power point slide presentation was included in the meeting packet. The subcommittee collaborated as a team during many meetings to sort out previous issues and develop the new information.

Coordinator Kelly indicated that this process worked much better and went much more smoothly than the last time that the information was reviewed thirteen years ago.

Manager Petrucci introduced a motion to authorize the Township Manager and Director of Operations to work with Lehigh County Communication Center staff to effectuate the changes to the township fire apparatus/equipment incident response information that were prepared by the subcommittee of the volunteer fire subcommittee. Mr. Smith agreed to make the motion, Coordinator Kelly seconded the motion, and it passed with a unanimous vote.

C. Emergency Management Team Report

Coordinator Kelly submitted the Emergency Management report for the month of February 2025. It is included as an attachment to these minutes.

The updated Arch Street Dam Emergency Action Plan will be disseminated later in the week.

The date for the Family Safety has been changed to September 27, 2025 with a rain date of October 4, 2025.

The Dorney Park mass casualty drill will be held on April 28, 2025 starting at 16:00.

D. Police Report

Sergeant Grozier provided the police report for the month of February 2025. It is included as an attachment to this report. The Police responded to one thousand, five-hundred, and thirty-six calls, had seventy-four reported crimes, made thirty-three arrests, and issued one hundred sixty-two citation and three-hundred and ninety-four warnings for the month of February 2025.

Interim Chief Brown indicated that the Lehigh County Chiefs of Police Consortium examination will be held on March 8, 2025 at DeSales University.

A current police Sergeant will be retiring on April 1, 2025. Steps will be taken to fill that vacant position.

E. Emergency Medical Services Report

Director Frey reported that Cetronia responded to two-hundred and eighty-two calls for the month of February 2025. Seven of those calls were handled by mutual aid providers.

F. Parkland School District Report

Dr. Naradko reported that spring sports are happening, and that four District 11 Titles have recently been won by Parkland teams. Weather emergency drills will be held on March 25, 2025 at the Parkland schools.

G. Member Concerns

None.

H. Public Works Projects

Director Bender indicated that the Route 309 and Tilghman Street interchange project has started. The bids will be opened soon for 2025 roadway milling projects. The spring cleanup will start soon of anti-skid material used over the winter on township roadways. The collected material will potentially be stockpiled for use next winter season.

I. Township Community Events

Earth Day activities will be held at Covered Bridge Park on April 26, 2025. More information can be found on the township website.

J. Subdivision Review

1. Parkland School District High School Expansion, Major Plan 2024-103

a. Fire Marshal Review

Mr. Frantz reported that this project has progressed from a sketch plan to a full plan submission.

Not all fire hydrants on or adjacent to the property are shown on the plan. All fire hydrants on or adjacent to the property should be shown on the plan.

The school bus turning loop is being reconfigured. Fire apparatus turning radius through the loop is not indicated on the plan. Fire apparatus turning radius through the school bus loop should be shown on the plan.

During the original land development process for the construction of the high school and sewer treatment building, only a small portion of Ritter Road was required by the Board of Commissioners to be improved. The current plan does not seem to indicate any additional improvements to Ritter Road.

Manager Petrucci indicated that a traffic plan related to the project will be submitted to the township. As of today, a traffic light is not being indicated at the school access road intersection with Orefield Road.

b. Fire Company Review

No comment.

c. Emergency Management Review

No comment.

d. Police Review

No comment.

e. Emergency Medical Services Review

No comment.

f. Parkland School District Review

No comment.

g. Motion for Recommendation

A motion was made by Commissioner Peischl and seconded by Chief Garger to incorporate the comments of the fire marshal that all fire hydrants and the fire apparatus turning radius through the school bus loop should be shown on the plan. The motion passed unanimously.

2. Parkland School District Transportation Center, Major Plan 2025-101

a. Fire Marshal Review

Mr. Frantz reported that this is only a sketch plan at this point in time. New vehicle maintenance and bus wash buildings, motor fuel dispensing, and parking areas are proposed.

b. Fire Company Review

No comment.

c. Emergency Management Review

No comment.

d. Police Review

No comment.

e. Emergency Medical Services Review

No comment.

f. Parkland School District Review

No comment.

g. Motion for Recommendation

The Commission made no recommendations to the plan.

AGENDA ITEM #6 - ADJOURNMENT

The meeting was adjourned at 7:34 p.m.

ADOPTED THIS DATE:

ATTEST:

Secretary

Chairman



Community Fire Company No. 1 of South Whitehall Township
GREENAWALDS FIRE COMPANY

2500 FOCHT AVENUE
ALLENTOWN, PA 18104
(610) 432 - 0065

March 3, 2025

South Whitehall Township Public Safety Commission
4444 Walbert Avenue
Allentown, PA 18104

Dear Public Safety Commission:

Please find attached for your review and comment a statistical analysis of the activities of Greenawalds Fire/Rescue for the month of February 2025. An executive summary is provided below:

1. Number of Incidents:

- a. 40 Responses for the month of February (99 responses YTD)
 - i. 27% Decrease in Responses for February and a 9% Decrease in YTD incidents. **Note: 2024 was a leap year**
- b. Working Fires and specifically Chimney Fire frequency remains elevated.

2. Significant Incidents:

- a. Greenawalds has remained busy with responses to Working Fires and Vehicle Extrications
 - i. 2/2/2025 - Serious MVA with extrication at 3844 Broadway
 - ii. 2/4/2025 - Large Fire at a Recycling Facility in Northampton Borough
 - iii. 2/9/2025 - Chiney Fire at 2327 W. Columbia Street
 - iv. 2/14/2025 - Chimney Fire at 431 N. 31st Street
 - v. 2/17/2025 - Working Fire at 8867 N. Loop Road (Washington Twp.)
 - vi. 2/24/2025 - Chimney Fire at 5173 Wood Lane (Upper Milford Twp.)
 - vii. 2/25/2025 - Working Fire at 115 Pine Street (Catasqua Borough)
 - viii. 2/25/2025 - Working Fire at 1110 Yorkshire Drive (Upper Macungie Twp)
 - ix. 2/26/2025 - Working Fire at 7351 Ruppsville Road (Upper Macungie Twp)

3. Response Time Average:

- a. Average Turnout Time for Greenawalds Apparatus (across all vehicles) was 53 seconds (Dispatch to Enroute). A breakdown per apparatus is attached.
 - i. This is up from an average of 39 seconds in February of 2024; however, the statistics do not consider simultaneous incidents, time of day, weather, or other factors that can decrease response times. An average of under 1 minute is exceptional for a volunteer fire department.
- b. Average Response Time (Dispatch to Arrival) was 7 minutes and 37 seconds.

1

Volunteers Proudly Serving Our Community

- i. This is on par with the average of 7 minutes and 57 seconds from February of 2024.
- ii. It is important to note that these response times include all incidents for the month so Mutual Aid responses to other municipalities will skew the average duration.
- c. Average Time spent on scene operating at incidents for the month was 48 minutes and 1 second.

4. **Significant Events:**

- a. Half of the membership (those with odd year birth dates) recertified their CPR / AED credentials.
- b. Members completed their annual Hazmat Operations refresher over the course of two training sessions. This year's topic was on Solar Panels.
- c. Several new members have been registered for the upcoming Firefighter 1 program (scheduled to begin in June).
- d. Members of our Response Assignment sub-committee (along with delegates from Cetronia, Woodlawn, and Tri-Clover) completed their analysis and recommendations for updates which will be presented this evening. I want to extend a special "Thank You" to Lt. Shawn Peischl for chairing the committee and compiling the extensive amount of research and data as well as our other two committee members Battalion Chief Shawn Kane and Captain Mike Deprill. A job well done!
- e. Greenawalds accepted two new members into the department at our February business meeting.
- f. We received our contract back from the PA State Fire Commissioner's Office with the approval of a \$20,000 grant.

5. **Additional Information:**

- a. Upcoming Events:
 - i. 4/19/2025 - Annual Easter Egg Hunt
 - ii. Dorney Park Drill - Date TBD
 - iii. Multi-Unit Training Drill - Date TBD
- b. Miscellaneous Achievements:
 - i. A new CCTV Camera System has been installed at the firehouse.

Should you have any questions, comments, or concerns pertaining to the report provided above or the accompanying documents, please do not hesitate to contact me directly.

Respectfully Submitted,

Andrew D. Garger
Chief of Department

Greenawalds Fire Company

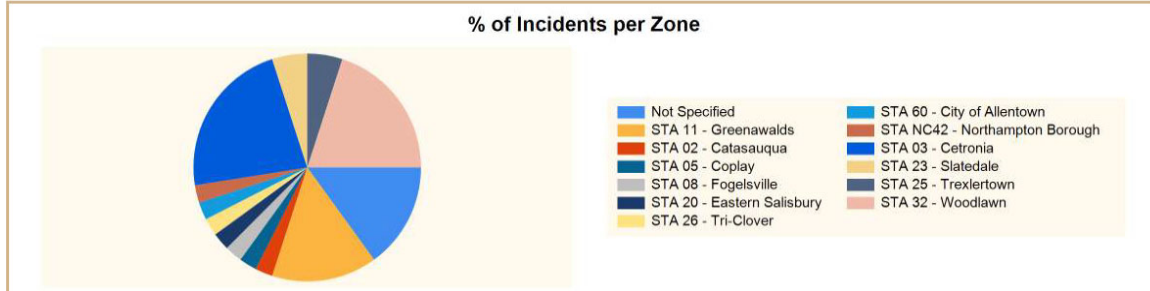
Allentown, PA

This report was generated on 3/3/2025 11:16:56 AM



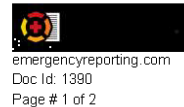
Count of Incidents by Incident Type per Zone

Incident Status: All | Start Date: 02/01/2025 | End Date: 02/28/2025



INCIDENT TYPE	# INCIDENTS	% of TOTAL
Not Specified		
111 - Building fire	3	7.50%
745 - Alarm system activation, no fire - unintentional	3	7.50%
Zone: Not Specified Total Incident:	6	15.00%
STA 02 - Catasauqua		
353 - Removal of victim(s) from stalled elevator	1	2.50%
Zone: STA 02 - Catasauqua Total Incident:	1	2.50%
STA 03 - Cetronia		
113 - Cooking fire, confined to container	1	2.50%
114 - Chimney or flue fire, confined to chimney or flue	1	2.50%
352 - Extrication of victim(s) from vehicle	1	2.50%
424 - Carbon monoxide incident	1	2.50%
651 - Smoke scare, odor of smoke	1	2.50%
745 - Alarm system activation, no fire - unintentional	4	10.00%
Zone: STA 03 - Cetronia Total Incident:	9	22.50%
STA 05 - Coplay		
111 - Building fire	1	2.50%
Zone: STA 05 - Coplay Total Incident:	1	2.50%
STA 08 - Fogelsville		
111 - Building fire	1	2.50%
Zone: STA 08 - Fogelsville Total Incident:	1	2.50%
STA 11 - Greenawalds		
321 - EMS call, excluding vehicle accident with injury	1	2.50%
424 - Carbon monoxide incident	1	2.50%
553 - Public service	1	2.50%
571 - Cover assignment, standby, moveup	1	2.50%
745 - Alarm system activation, no fire - unintentional	2	5.00%

Report shows count of incidents for Status selected.



INCIDENT TYPE	# INCIDENTS	% of TOTAL
Zone: STA 11 - Greenawalds Total Incident:	6	15.00%
STA 20 - Eastern Salisbury		
111 - Building fire	1	2.50%
Zone: STA 20 - Eastern Salisbury Total Incident:	1	2.50%
STA 23 - Slatedale		
111 - Building fire	2	5.00%
Zone: STA 23 - Slatedale Total Incident:	2	5.00%
STA 25 - Trexlertown		
111 - Building fire	2	5.00%
Zone: STA 25 - Trexlertown Total Incident:	2	5.00%
STA 26 - Tri-Clover		
111 - Building fire	1	2.50%
Zone: STA 26 - Tri-Clover Total Incident:	1	2.50%
STA 32 - Woodlawn		
111 - Building fire	2	5.00%
412 - Gas leak (natural gas or LPG)	1	2.50%
651 - Smoke scare, odor of smoke	1	2.50%
745 - Alarm system activation, no fire - unintentional	4	10.00%
Zone: STA 32 - Woodlawn Total Incident:	8	20.00%
STA 60 - City of Allentown		
571 - Cover assignment, standby, moveup	1	2.50%
Zone: STA 60 - City of Allentown Total Incident:	1	2.50%
STA NC42 - Northampton Borough		
111 - Building fire	1	2.50%
Zone: STA NC42 - Northampton Borough Total Incident:	1	2.50%
TOTAL INCIDENTS FOR ALL ZONES:	40	100%

Report shows count of incidents for Status selected.



Greenawalds Fire Company

Allentown, PA

This report was generated on 3/3/2025 11:17:53 AM




Average Turnout Time (Dispatch to Enroute) per Apparatus for Date Range

Start Date: 02/01/2025 | End Date: 02/28/2025

APPARATUS	TURNOUT TIME (min) (Dispatch to Enroute)
AC11	0:10
B11-1	1:03
B11-2	0:06
C11	0:07
DC11	1:34
E11	2:18
LT11	0:00
R11	1:13
RE11	1:12
TA11	1:23
U11	0:17
U11-1	1:10
AVERAGE TURNOUT TIME:	0:53

Report calculates the average time difference between DISPATCH and ENROUTE for each apparatus. Only incidents where ENROUTE time is provided are included. "Cancelled Apparatus" Times Are included in the calculation of this Report.



Greenawalds Fire Company

Allentown, PA

This report was generated on 3/3/2025 11:18:54 AM

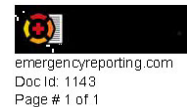


Average Number of Responding Personnel per Incident Type for Date Range

StartDate: 02/01/2025 | EndDate: 02/28/2025

INCIDENT TYPE	AVG. # PERSONNEL
111 - Building fire	8
114 - Chimney or flue fire, confined to chimney or flue	11
321 - EMS call, excluding vehicle accident with injury	5
352 - Extrication of victim(s) from vehicle	6
353 - Removal of victim(s) from stalled elevator	11
412 - Gas leak (natural gas or LPG)	16
424 - Carbon monoxide incident	6
553 - Public service	6
571 - Cover assignment, standby, moveup	5
651 - Smoke scare, odor of smoke	8
745 - Alarm system activation, no fire - unintentional	6

Reviewed Incidents only.



Greenawalds Fire Company

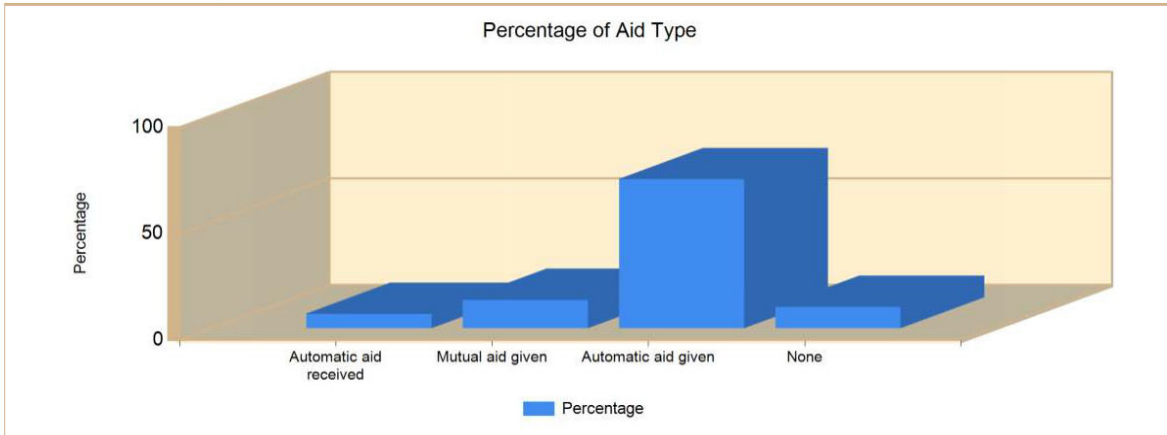
Allertown, PA

This report was generated on 3/3/2025 11:20:07 AM



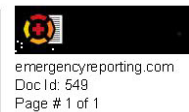
Count of Aid Given and Received for Incidents for Date Range

Start Date: 02/01/2025 | End Date: 02/28/2025



AID TYPE	TOTAL	% of TOTAL
Automatic aid received	2	6.7%
Mutual aid given	4	13.3%
Automatic aid given	21	70.0%
None	3	10.0%

Only REVIEWED incidents included





WOODLAWN FIRE DEPARTMENT

1651 Whitehall Ave., South Whitehall Township
Allentown, PA 18104

organized 1928

"In Service to the Community"

Woodlawn Fire Department Activity February 2025

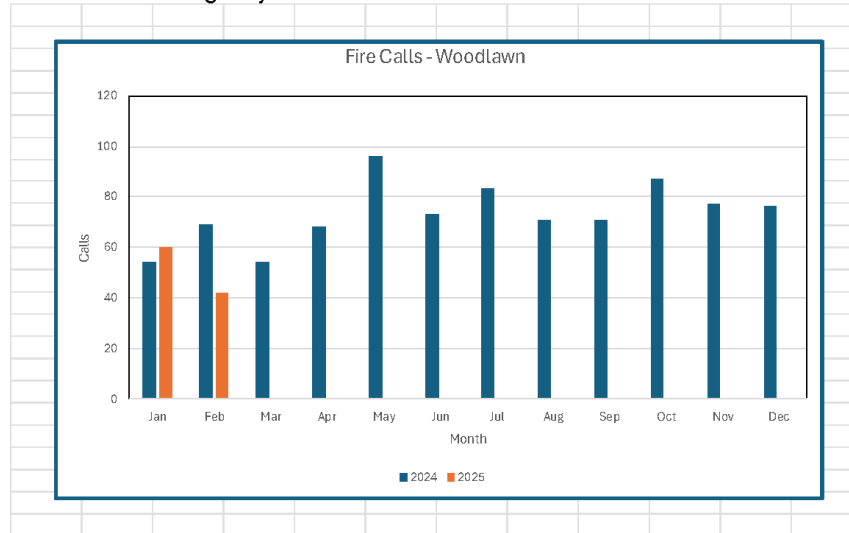
Summary

This month we had a relatively low call volume – 42 calls. There were 9 calls out of the township for cascade and rehab services. This is unusually high. In addition to emergency calls, additional items of note:

1. 2 members completed EMT class
2. 3 members started EMT class
3. The new rehab truck design has been finalized and ordered with expected delivery of 4Q2025
4. All members participated in a class "PTSD and Emergency Responders" reviewing the potential emotional toll from severe incidents and the resources available to assist members.
5. As we respond to alerts at the airport, we conducted a class on airport emergency response protocol and procedures. This included Medivac landing and emergency procedures.

Fire Calls

The trend of emergency calls for 2024 and 2025 is shown below:



Location Distribution

The call location and number of members responding are shown below. Township districts are also highlighted.

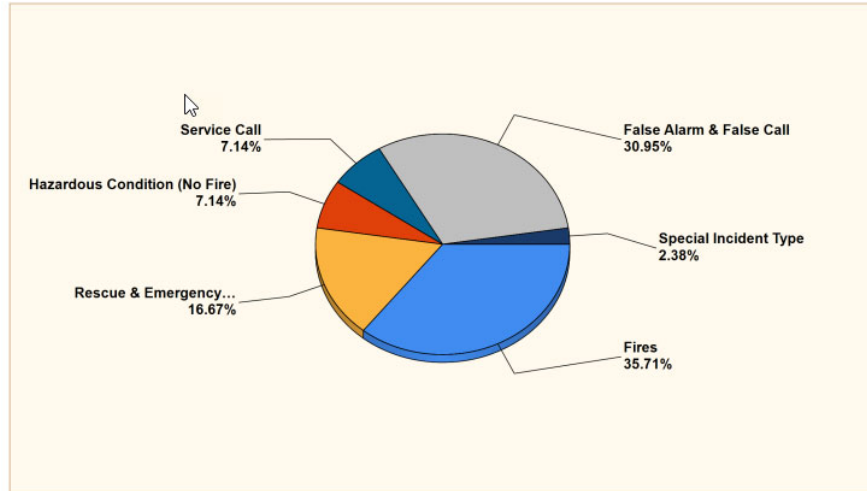
Location Breakdown	WFD	Members	SWT
Zone	Calls	Responding	Calls
Cetronia - District 3	12	12	12
Woodlawn - District 32	18	14	18
Greenawalds - District 11	2	10	2
Northampton County - 99	3	11	
Western Salisbury - District 31	1	7	
Slatedale - District 23	1	16	
Allentown - District 60	1	11	
Tri-Clover - District 26	1	10	1
Catasauqua - District 2	1	16	
Trexlerstown - District 25	1	17	
Upper Macunige - District 56	1	15	
Grand Total	42	13	33

Response Time – Response times vary depending on the type of call, time of day, and other factors. For calls in our fire district, typically we have a unit on the road within 1 minute of dispatch and a unit on scene within 5 minutes.

February fire call details

Breakdown by Major Incident Types for Date Range

Zone(s): All Zones | Start Date: 02/01/2025 | End Date: 02/28/2025



MAJOR INCIDENT TYPE	# INCIDENTS	% of TOTAL
Fires	15	35.71%
Rescue & Emergency Medical Service	7	16.67%
Hazardous Condition (No Fire)	3	7.14%
Service Call	3	7.14%
False Alarm & False Call	13	30.95%
Special Incident Type	1	2.38%
TOTAL	42	100%

Detailed Breakdown by Incident Type		
INCIDENT TYPE	# INCIDENTS	% of TOTAL
111 - Building fire	11	26.19%
113 - Cooking fire, confined to container	1	2.38%
114 - Chimney or flue fire, confined to chimney or flue	1	2.38%
116 - Fuel burner/boiler malfunction, fire confined	1	2.38%
160 - Special outside fire, other	1	2.38%
321 - EMS call, excluding vehicle accident with injury	6	14.29%
352 - Extraction of victim(s) from vehicle	1	2.38%
412 - Gas leak (natural gas or LPG)	2	4.76%
424 - Carbon monoxide incident	1	2.38%
531 - Smoke or odor removal	1	2.38%
551 - Assist police or other governmental agency	1	2.38%
554 - Assist invalid	1	2.38%
710 - Malicious, mischievous false call, other	1	2.38%
730 - System malfunction, other	4	9.52%
735 - Alarm system sounded due to malfunction	1	2.38%
743 - Smoke detector activation, no fire - unintentional	1	2.38%
744 - Detector activation, no fire - unintentional	1	2.38%
745 - Alarm system activation, no fire - unintentional	5	11.9%
900 - Special type of incident, other	1	2.38%
TOTAL INCIDENTS:	42	100%

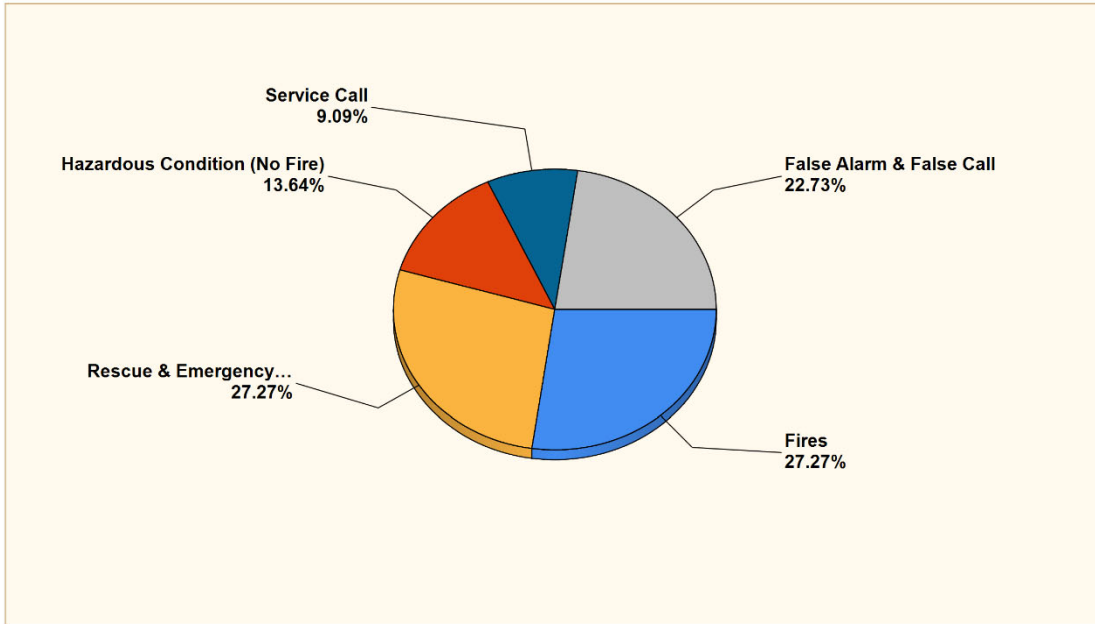
Tri Clover Fire Company

Orefield, PA

This report was generated on 3/3/2025 5:13:18 PM

Breakdown by Major Incident Types for Date Range

Zone(s): All Zones | Start Date: 02/01/2025 | End Date: 02/28/2025



MAJOR INCIDENT TYPE	# INCIDENTS	% of TOTAL
Fires	6	27.27%
Rescue & Emergency Medical Service	6	27.27%
Hazardous Condition (No Fire)	3	13.64%
Service Call	2	9.09%
False Alarm & False Call	5	22.73%
TOTAL	22	100%

Only REVIEWED and/or LOCKED IMPORTED incidents are included. Summary results for a major incident type are not displayed if the count is zero.

Detailed Breakdown by Incident Type		
INCIDENT TYPE	# INCIDENTS	% of TOTAL
111 - Building fire	6	27.27%
321 - EMS call, excluding vehicle accident with injury	5	22.73%
322 - Motor vehicle accident with injuries	1	4.55%
440 - Electrical wiring/equipment problem, other	1	4.55%
442 - Overheated motor	2	9.09%
554 - Assist invalid	2	9.09%
743 - Smoke detector activation, no fire - unintentional	5	22.73%
TOTAL INCIDENTS:	22	100%

Only REVIEWED and/or LOCKED IMPORTED incidents are included. Summary results for a major incident type are not displayed if the count is zero.

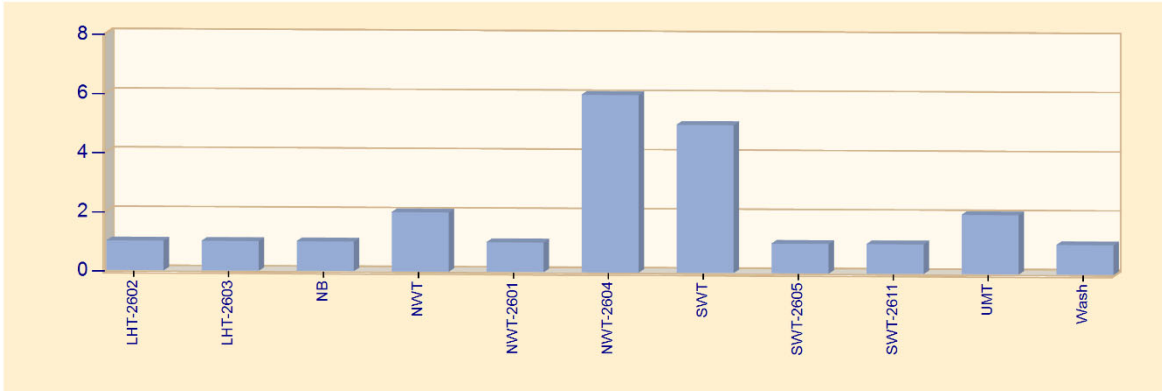
Tri Clover Fire Company

Orefield, PA

This report was generated on 3/3/2025 5:18:13 PM


Incident Type Count per Zone for Date Range

Start Date: 02/01/2025 | End Date: 02/28/2025



ZONES	INCIDENT TYPE	COUNT
LHT-2602 - Low Hill Township - Box 2602		
	743 - Smoke detector activation, no fire - unintentional	1
	<i>Total Incidents for LHT-2602 - Low Hill Township - Box 2602:</i>	1
LHT-2603 - Low Hill Township - Box 2603		
	554 - Assist invalid	1
	<i>Total Incidents for LHT-2603 - Low Hill Township - Box 2603:</i>	1
NB - Northhampton Borough		
	111 - Building fire	1
	<i>Total Incidents for NB - Northhampton Borough :</i>	1
NWT - North Whitehall Township		
	111 - Building fire	1
	440 - Electrical wiring/equipment problem, other	1
	<i>Total Incidents for NWT - North Whitehall Township:</i>	2
NWT-2601 - North Whitehall Township - Box 2601		
	321 - EMS call, excluding vehicle accident with injury	1
	<i>Total Incidents for NWT-2601 - North Whitehall Township - Box 2601:</i>	1
NWT-2604 - North Whitehall Township - Box 2604		
	321 - EMS call, excluding vehicle accident with injury	4
	322 - Motor vehicle accident with injuries	1
	442 - Overheated motor	1
	<i>Total Incidents for NWT-2604 - North Whitehall Township - Box 2604:</i>	6

Zone information is defined on the Basic Info 3 screen of an incident.
Only REVIEWED incidents included.



ZONES	INCIDENT TYPE	COUNT
SWT - South Whitehall Township		
	442 - Overheated motor	1
	743 - Smoke detector activation, no fire - unintentional	4
	<i>Total Incidents for SWT - South Whitehall Township:</i>	5
SWT-2605 - South Whitehall Township - Box 2605		
	554 - Assist invalid	1
	<i>Total Incidents for SWT-2605 - South Whitehall Township - Box 2605:</i>	1
SWT-2611 - South Whitehall Township - Box 2611		
	111 - Building fire	1
	<i>Total Incidents for SWT-2611 - South Whitehall Township - Box 2611:</i>	1
UMT - Upper Macungie Township		
	111 - Building fire	2
	<i>Total Incidents for UMT - Upper Macungie Township:</i>	2
Wash - Washington township		
	111 - Building fire	1
	<i>Total Incidents for Wash - Washington township:</i>	1
Total Count for all Zone:		22

Zone information is defined on the Basic Info 3 screen of an incident.
Only REVIEWED incidents included.

South Whitehall Township Response Plan Committee

Prepared By:
Greenawalds Lieutenant Shawn Peischl

Committee Members

- ◆ Cetronia FD
 - ◆ Deputy Chief Thomas Williams
 - ◆ Captain Anthony Levan
 - ◆ Lieutenant Chad Gorr
- ◆ Greenawalds FD
 - ◆ Battalion Chief Shawn Kane
 - ◆ Captain Mike Deprill
 - ◆ Lieutenant Shawn Peischl
- ◆ Tri-Clover FD
 - ◆ Assistant Chief Val Strock
 - ◆ Lieutenant Marcus Schlichter
- ◆ Woodlawn FD
 - ◆ Deputy Chief Rich Tice
 - ◆ Battalion Chief Adam Cramsey
 - ◆ COO Jeff Kemmerer

Goals

- ◇ Modernize response plans
- ◇ Box Functionality
- ◇ Update running orders to reflect new units and remove OOS units/stations
- ◇ Uniformed responses across all 4 districts
- ◇ Boxes that do not overwhelm mutual aid companies
- ◇ Limit number of box areas
- ◇ Create special boxes for identified hazard locations
- ◇ Continue building strong relationships with current mutual aid partners
- ◇ Update district lines reflecting construction of new neighborhoods

Single Station/Single Unit Responses

- | | |
|------------------|---------------------|
| ◇ Single Station | ◇ Single Unit |
| ◇ Animal Rescue | ◇ MVA High Mech |
| ◇ Assist | ◇ MVA w/ Injuries |
| ◇ Bomb Threat | ◇ Pedestrian Struck |
| ◇ CO Alarm | ◇ Outside Fire |
| ◇ Lift Assist | ◇ Vehicle Fire |
| ◇ Misc. Fire | ◇ Brush Fire |
| ◇ Outside Odor | |
| ◇ Pump Detail | |
| ◇ Spill | |
| ◇ Wires | |
| ◇ EMS Assist | |

3-Company Responses

- ◇ 3 Company Responses:
 - ◇ AFA
 - ◇ Explosion Outside**
 - ◇ HazMat**
 - ◇ Inside Hazard w/ Victim**
 - ◇ Inside Odor
 - ◇ Rescue Water, Specify
 - ◇ Train Fire**
 - ◇ Vehicle Fire w/ Entrapment
 - ◇ MVA w/ Rescue
- ◇ No Longer 3 Company:
 - ◇ Inside Hazard (Single Station)
 - ◇ Elevator Rescue (1-E, 1-R)

3 Company Response + Mutual Aid

- ◇ Reported Fires
- ◇ Aircrash
- ◇ HazMat Fire
- ◇ Misc. Fire w/ Entrapment
- ◇ Rescue Collapse, Industrial, Terrain

Primary Mutual Aid Companies

- ◇ Lower Macungie Fire Department
- ◇ Western Salisbury Fire Department
- ◇ Upper Macungie Fire Department
- ◇ Fogelsville Fire Department
- ◇ Schnecksville Fire Department
- ◇ Whitehall Fire Department
- ◇ Allentown Fire Department

Functionality

- ◇ MAYDAY's on Fireground – additional RIT company + ALS on every alarm
- ◇ Fire Police built into 2nd alarms
- ◇ Brush Fire Alarms
- ◇ City engine + Emmaus ladder on all 2nd alarms
- ◇ City engine on Dwelling/Structure w/ Entrapment
- ◇ 2nd Rescue Co. on technical rescues + ST42CH
- ◇ Fire alarms – “11ENG, 32ENG, TW3 (E3 + 1-TK)”
- ◇ ST50 notification for all 2nd alarms

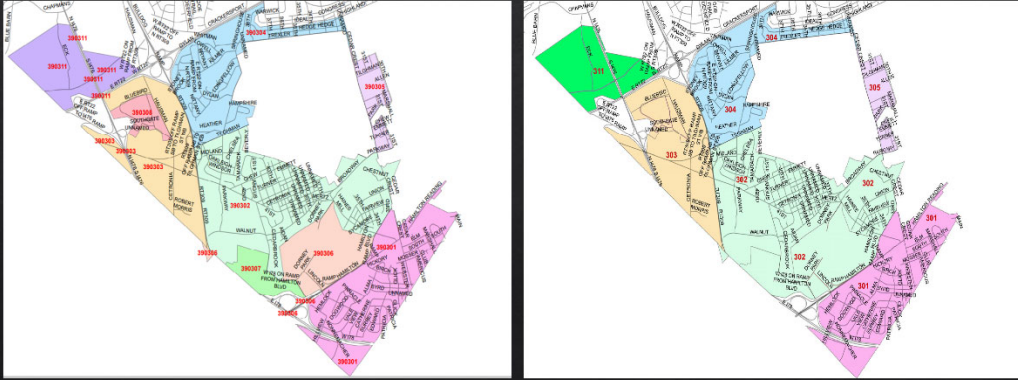
Special Box Locations

- ◆ Cetronia – District 3
 - ◆ Dorney Park
 - ◆ Cedarbrook/Cedarview/Cedar Village Complex
 - ◆ Crackersport Rd/Eck Rd Warehouses
 - ◆ Luthercrest
 - ◆ Parkland Manor
- ◆ Greenawalds – District 11
 - ◆ Parkland HS
- ◆ Tri-Clover – District 26
 - ◆ Nestle Purina
 - ◆ Orefield Middle School
- ◆ Woodlawn – District 32
 - ◆ Springhouse Middle School

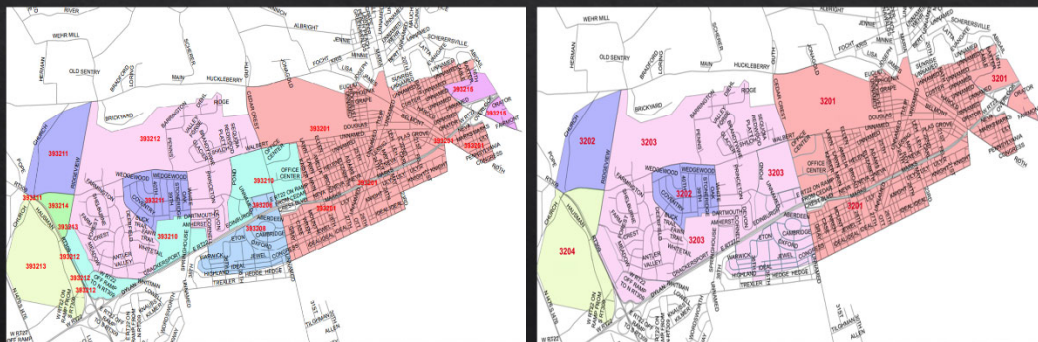
Box Area Differences

- ◆ Box 306 – Adding 26 to responses
- ◆ Box 303 – 1st due Ladder changes (west of 309)
- ◆ Box 1102 – Non-Hydrant area
- ◆ Box 3202 – Non-Hydrant area
- ◆ Box 3204 – Engine running order due (west of 309 & Ridgeview)
- ◆ Box 2605 – Non-Hydrant area
- ◆ Box 2605/2607 – Auto-dispatch w/ ST11
- ◆ Box 2609 – Auto-dispatch w/ ST3
- ◆ Box 2611 – Auto-dispatch w/ ST32

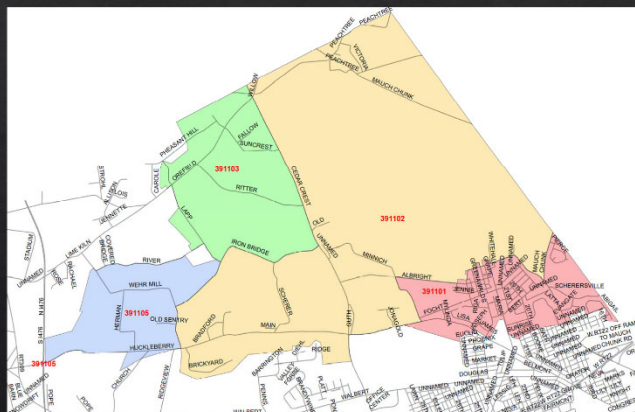
Condensed Box Areas – Station 3



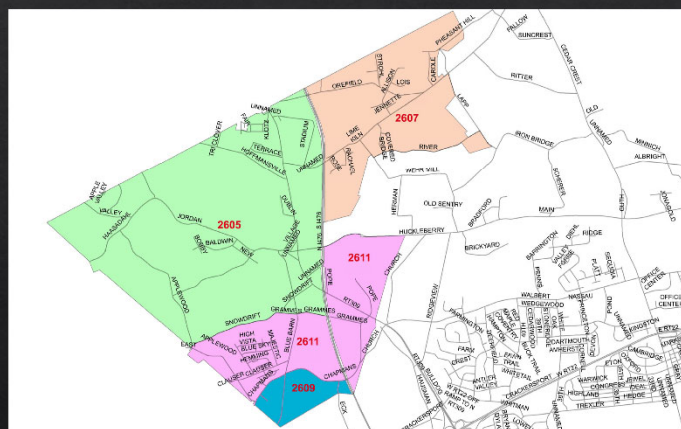
Condensed Box Areas – Station 32



Station 11 Box Areas



Station 26 Box Areas



District Line Changes

- ◇ Brown Street/Abigail Lane – Station 11 and 32
- ◇ Huckleberry Ridge – Station 11 and 32
- ◇ Ridgeview Drive/Church Road – Station 11 and 32
- ◇ 36th Street/Highland Street – Station 3 and 32
- ◇ Lapp Road/Pheasant Hill Dr – Station 11 and 26
- ◇ Blue Barn Road Development – Station 3 and 26



**JEFF
KELLY**

Emergency Management Coordinator

CONTACT

PHONE:
610 794-3209

EMAIL:
eoc@southwhitehall.com

February 2025 Emergency Management Report

February 3rd

South Whitehall Public Safety Meeting

February 6th

Lehigh County EMA meeting

February 12th

LESTA Board Meeting

February 17-19

Updating EAP and NARM

February 28th

D4H EMA Software Wrap Up meeting

Upcoming Events

SWT EMA Meeting March 13 with D4H Demo

Lehigh Valley EMA Conference March 27,28, and 29 at DeSales

Command Post Rally Sept 10, 2025

SWT Family Safety Day September 27 @ Covered Bridge Park

**SOUTH WHITEHALL TOWNSHIP POLICE DEPARTMENT
FEBRUARY 2025 DEPARTMENTAL STATISTICS**

FEBRUARY	2025	2024	+/-	%	
Reports	1536	1078	458	42%	↑
Criminal Offenses	74	97	-23	-24%	↓
Arrests & CJP	33	37	-4	-11%	↓
Citations	162	82	80	98%	↑
Warnings	394	152	242	159%	↑



YTD	2025	2024	+/-	%	
Reports	2935	2177	758	35%	↑
Criminal Offenses	171	111	60	54%	↑
Arrests & CJP	77	63	14	22%	↑
Citations	303	114	189	166%	↑
Warnings	773	259	514	198%	↑

FEB 5 Yr. Avg.	2025	2024	2023	2022	2021	5 Year Avg.	2025 Diff	%	
Reports	1536	1078	1305	1079	1075	1214.60	321.40	26%	↑
Criminal Offenses	74	97	96	80	54	80.20	-6.20	-8%	↓
Arrests & CJP	33	37	32	31	23	31.20	1.80	6%	↑
Citations	162	82	145	87	151	125.40	36.60	29%	↑
Warnings	394	152	321	186	147	240.00	154.00	64%	↑

YTD 5 Yr. Avg.	2025	2024	2023	2022	2021	5 Year Avg.	2025 Diff	%	
Reports	2935	2177	2569	2211	2277	2433.80	501.20	21%	↑
Criminal Offenses	171	111	190	148	107	145.40	25.60	18%	↑
Arrests & CJP	77	63	67	57	47	62.20	14.80	24%	↑
Citations	303	114	295	160	258	226.00	77.00	34%	↑
Warnings	773	259	619	317	373	468.20	304.80	65%	↑

YTD Citations Compared To Warnings	
2025	28%
ALL 2024	36%
ALL 2023	37%
ALL 2022	39%
ALL 2021	40%
ALL 2020	40%
ALL 2019	49%
ALL 2018	53%
ALL 2017	64%
ALL 2016	64%

February Top 10 Offenses	
All Other Offenses	10
Destruction/Damage/Vandalism of Property	9
Theft from Building	7
Drug/Narcotic Violations	7
Shoplifting	6
Driving Under The Influence	6
Simple Assault	5
All Other Larceny	4
Burglary/Breaking & Entering	3
Intimidation	3