

**TOWNSHIP OF SOUTH WHITEHALL  
LEHIGH COUNTY, PENNSYLVANIA**

**PUBLIC SAFETY COMMISSION**

**PUBLIC MEETING**

**MINUTES**

**October 7, 2024**

A Public Meeting of the South Whitehall Township Public Safety Commission was held on the above date in the Township Municipal Building located at 4444 Walbert Avenue, Allentown, Lehigh County, Pennsylvania.

**Members attending were:**

Thomas Yezerski, Chairman  
Richard Snyder, Vice Chairman  
Steve Brown, Interim Chief, Police Department  
Ricardo Diaz, Chief, Cetronia Fire Company  
Andrew Garger, Chief, Greenawalds Fire Department  
Jeff Kelly, Emergency Management Coordinator  
Chris Peischl, At Large Member  
Barry Search, Chief, Woodlawn Fire Department

**Board of Commissioner Members attending were:**

Monica Hodges  
Diane Kelly

**Others attending were:**

Dave Tomcics, Deputy Chief, Tri-Clover Fire Company

**Township Staff attending were:**

Herb Bender, Director of Township Operations  
John Frantz, Fire Marshal  
Jason Grozier, Sergeant, Police Department  
Thomas Petrucci, Township Manager

**AGENDA ITEM #1 - CALL TO ORDER**

The meeting was called to order at 7:05 p.m.

## **AGENDA ITEM #2 - APPROVAL OF MINUTES**

The minutes of September 9, 2024 were approved with a grammatical correction.

## **AGENDA ITEM #3 - OLD BUSINESS**

None.

## **AGENDA ITEM #4 – COURTESY OF THE FLOOR**

None.

## **AGENDA ITEM #5 - NEW BUSINESS**

### **A. Commissioner's Report**

Commissioner Hodges expressed appreciation on behalf of the Commissioners to all of the emergency services for participation in the numerous township fall community events that have been held in 2024.

### **B. Fire Companies Report**

Chief Diaz reported that Cetronia responded to sixty calls for the month of September 2024.

Chief Garger submitted the response report via email for Greenawalds for the month of September 2024. It is included as an attachment to these minutes. Greenawalds responded to sixty-four calls for the month of September 2024.

The fire departments have been and will be busy at many community events including Family Safety Day, Travis Manion 5K, National Night Out, Sunset to Summer, Spirit of Courage, and a PP&L Retirement event. They are also performing live-burn training and school fire prevention programs.

Chief Neas submitted the response report via email for Tri-Clover for the month of September 2024. It is included as an attachment to these minutes. Assistant Chief Tomcics reported that Tri-Clover responded to thirty calls for the month of September 2024.

Chief Search submitted the response report for Woodlawn for the month of September 2024. It is included as an attachment to these minutes.

Woodlawn responded to seventy-one calls for the month of September 2024.

### **C. Emergency Management Team Report**

Coordinator Kelly submitted the Emergency Management report for the month of September 2024. It is included as an attachment to these minutes.

The Federal Communications Commission has issued approval for radio sites to support the Lehigh County radio system upgrades.

### **D. Police Report**

Sergeant Grozier Chief Brown submitted the response report for the police for the month of September 2024. It is included as an attachment to these minutes. The Police responded to one thousand and five-hundred calls, had one hundred and twelve reported crimes, made fifty-five arrests, and issued three-hundred and forty-five citations and four-hundred and eighty warnings for the month of September 2024.

Interim Chief Brown thanked all who participated in the National Night Out event.

The police are partnering with the Parkland School District for Operation Safe Stop. This program addresses school bus stop areas where frequent violations occur and is funded by grants from the DUI program.

The township Trick or Treat will be held on Friday October 25, 2024. The police will adding increased patrols during the event.

A Drug Enforcement Agency drug take-back day will be held on Saturday October 26, 2024 at the township building from 10:00 am to 2:00 pm.

The police will be participating in the township Trunk or Treat event at Covered Bridge Park on Friday October 18, 2024.

The No-Shave fundraiser is being extended to a four-month period from September to December. This will increase the opportunity to increase the funds raised for charities.

### **E. Emergency Medical Services Report**

Mr. Frantz received an email stating that Chief Executive Officer Mateff and Director of Operations Carie Frey are both unable to attend this meeting. They will provide a report at the November 4, 2024 meeting.

## **F. Parkland School District Report**

None.

## **G. Member Concerns**

### **1. Parkland School District Parking and Access to Football Stadium**

Commissioner Peischl questioned what steps have been taken to address the football stadium parking spaces along Stadium Road that have been eliminated in the construction of the new district operations center building. He also inquired as to if there has been a revision to the emergency action plan for the stadium.

Coordinator Kelly indicated that measures have been taken related to the parking and that a long-term configuration will be developed upon completion of the operations center building. The township EMA will review the updated school district emergency action plan for the stadium.

## **H. Public Works Projects**

Director Bender indicated that the water system work on North Cedar Crest Boulevard south of US Route 22 has been completed.

## **I. Township Community Events**

Manager Petrucci reported that the Halloween Spooktacular Trunk or Treat event will be held on Friday October 18, 2024 from 5:00 pm to 8:00 pm at Covered Bridge Park.

## **J. Subdivision Review**

### **1. Posocco Equity – 1569 Blue Barn Road, Sketch Plan 2024-106**

#### **a. Fire Marshal Review**

Mr. Frantz indicated that the developer will be seeking a variance from the Zoning requirement to provide alleys to the rear of townhouses. The alley requirement was added for

townhouses in order to provide improved access for emergency response personnel and for residents to access the rear of townhouse buildings.

A roadway width of twenty-eight feet is proposed. This includes very few on-street parking spaces. The driveways for the townhomes area also short and will not accommodate vehicle parking well.

The Road C access to Blue Barn Road does not meet the separation requirements from the two other adjacent roadways that intersect Blue Barn Road.

**b. Fire Company Review**

The fire chiefs agreed with the concerns presented by the fire marshal.

**c. Emergency Management Review**

Coordinator Kelly agreed with the concerns presented by the fire marshal.

**d. Police Review**

Chief Brown agreed with the concerns presented by the fire marshal, with emphasis on the roadway access to the subdivision.

**e. Emergency Medical Services Review**

None.

**f. Parkland School District Review**

None.

**g. Motion for Recommendation**

A motion was made by Commissioner Peischl that alleys should be provided to the rear of the townhouse buildings, the street width should be increased to SALDO requirements, and the road intersection access to the subdivision be compliant with

SALDO requirements. The motion was seconded by Deputy Chief Tomcics and passed unanimously.

**2. Parkland School District New Operations Center Phase 4 (parking lot expansion), Preliminary/Final Plan 2024-105**

**a. Fire Marshal Review**

Mr. Frantz indicated that two parking lots are being expanded. The access to the parking lot at the southern-most building is being provided with a gate. A Knox Box should be provided at the gate to house the key used to secure the gate.

**b. Fire Company Review**

The fire chiefs agreed with the comment of the fire marshal.

**c. Emergency Management Review**

No comments.

**d. Police Review**

No comments.

**e. Emergency Medical Services Review**

None.

**f. Parkland School District Review**

None.

**g. Motion for Recommendation**

A motion was made by Coordinator Kelly to provide a Knox Box at the vehicle access gate to the southern-most building. The motion was seconded by Vice-Chairman Snyder and passed unanimously.

**K. Address Assignments**

None.

**L. 2025 Meeting Dates**

Manager Petrucci inquired if the meetings can be moved from the first Monday of the month to another day. This may better assist in transmitting Commission recommendations to the Planning Commission for their consideration.

The consensus of the Commission was to keep the meetings on the first Monday of every month until the township provides direction on possible alternate days for the meeting.

Manager Petrucci will coordinate with township staff to what alternate meeting days may better serve the township.

**AGENDA ITEM #6 - ADJOURNMENT**

The meeting was adjourned at 7:36 p.m.

ADOPTED THIS DATE:

ATTEST:

\_\_\_\_\_  
Secretary

\_\_\_\_\_  
Chairman

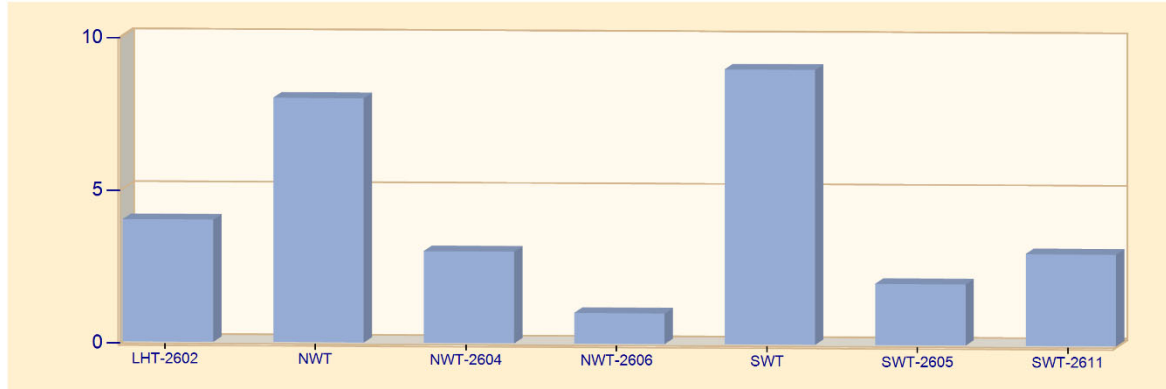
# Tri Clover Fire Company

Orefield, PA

This report was generated on 10/6/2024 9:37:45 PM


## Incident Type Count per Zone for Date Range

Start Date: 09/01/2024 | End Date: 09/30/2024




ZONES	INCIDENT TYPE	COUNT
<b>LHT-2602 - Low Hill Township - Box 2602</b>		
	131 - Passenger vehicle fire	1
	400 - Hazardous condition, other	1
	743 - Smoke detector activation, no fire - unintentional	1
	746 - Carbon monoxide detector activation, no CO	1
	<i>Total Incidents for LHT-2602 - Low Hill Township - Box 2602:</i>	4
<b>NWT - North Whitehall Township</b>		
	142 - Brush or brush-and-grass mixture fire	2
	322 - Motor vehicle accident with injuries	2
	444 - Power line down	1
	743 - Smoke detector activation, no fire - unintentional	3
	<i>Total Incidents for NWT - North Whitehall Township:</i>	8
<b>NWT-2604 - North Whitehall Township - Box 2604</b>		
	321 - EMS call, excluding vehicle accident with injury	2
	551 - Assist police or other governmental agency	1
	<i>Total Incidents for NWT-2604 - North Whitehall Township - Box 2604:</i>	3
<b>NWT-2606 - North Whitehall Township - Box 2606</b>		
	561 - Unauthorized burning	1
	<i>Total Incidents for NWT-2606 - North Whitehall Township - Box 2606:</i>	1
<b>SWT - South Whitehall Township</b>		
	743 - Smoke detector activation, no fire - unintentional	5

Zone information is defined on the Basic Info 3 screen of an incident.  
Only REVIEWED incidents included.



ZONES	INCIDENT TYPE	COUNT
	744 - Detector activation, no fire - unintentional	1
	745 - Alarm system activation, no fire - unintentional	3
	<i>Total Incidents for SWT - South Whitehall Township:</i>	9
<b>SWT-2605 - South Whitehall Township - Box 2605</b>		
	111 - Building fire	1
	311 - Medical assist, assist EMS crew	1
	<i>Total Incidents for SWT-2605 - South Whitehall Township - Box 2605:</i>	2
<b>SWT-2611 - South Whitehall Township - Box 2611</b>		
	411 - Gasoline or other flammable liquid spill	1
	554 - Assist invalid	1
	745 - Alarm system activation, no fire - unintentional	1
	<i>Total Incidents for SWT-2611 - South Whitehall Township - Box 2611:</i>	3
<b>Total Count for all Zone:</b>		<b>30</b>

Zone information is defined on the Basic Info 3 screen of an incident.  
Only REVIEWED incidents included.



# Greenawalds Fire Company

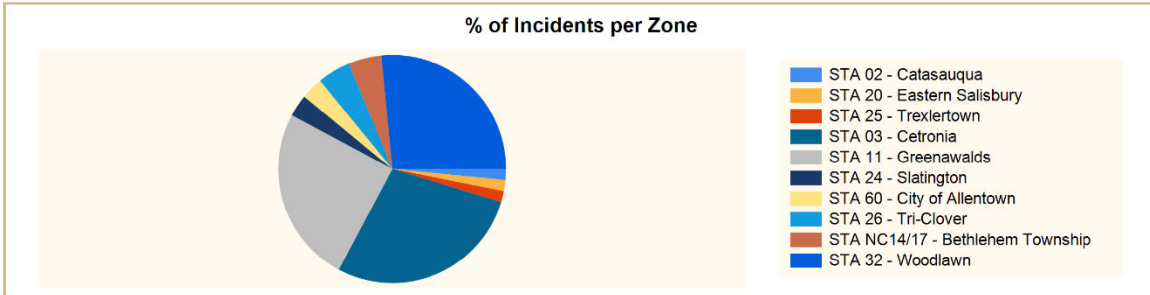
Allentown, PA

This report was generated on 10/7/2024 10:11:16 AM



## Count of Incidents by Incident Type per Zone

Incident Status: All | Start Date: 09/01/2024 | End Date: 09/30/2024



INCIDENT TYPE	# INCIDENTS	% of TOTAL
<b>STA 02 - Catasauqua</b>		
571 - Cover assignment, standby, moveup	1	1.56%
<b>Zone: STA 02 - Catasauqua Total Incident:</b>	<b>1</b>	<b>1.56%</b>
<b>STA 03 - Cetronia</b>		
111 - Building fire	1	1.56%
321 - EMS call, excluding vehicle accident with injury	1	1.56%
352 - Extrication of victim(s) from vehicle	1	1.56%
353 - Removal of victim(s) from stalled elevator	1	1.56%
553 - Public service	2	3.13%
622 - No incident found on arrival at dispatch address	1	1.56%
745 - Alarm system activation, no fire - unintentional	11	17.19%
<b>Zone: STA 03 - Cetronia Total Incident:</b>	<b>18</b>	<b>28.13%</b>
<b>STA 11 - Greenawalds</b>		
321 - EMS call, excluding vehicle accident with injury	1	1.56%
400 - Hazardous condition, other	2	3.13%
424 - Carbon monoxide incident	1	1.56%
444 - Power line down	1	1.56%
500 - Service Call, other	1	1.56%
551 - Assist police or other governmental agency	2	3.13%
553 - Public service	4	6.25%
571 - Cover assignment, standby, moveup	1	1.56%
745 - Alarm system activation, no fire - unintentional	3	4.69%
<b>Zone: STA 11 - Greenawalds Total Incident:</b>	<b>16</b>	<b>25.00%</b>
<b>STA 20 - Eastern Salisbury</b>		
111 - Building fire	1	1.56%
<b>Zone: STA 20 - Eastern Salisbury Total Incident:</b>	<b>1</b>	<b>1.56%</b>

Report shows count of incidents for Status selected.

EMERGENCY REPORTING  
 emergencyreporting.com  
 Doc Id: 1390  
 Page # 1 of 2

INCIDENT TYPE	# INCIDENTS	% of TOTAL
<b>STA 24 - Slatington</b>		
111 - Building fire	2	3.13%
Zone: STA 24 - Slatington Total Incident:	2	3.13%
<b>STA 25 - Trexlertown</b>		
111 - Building fire	1	1.56%
Zone: STA 25 - Trexlertown Total Incident:	1	1.56%
<b>STA 26 - Tri-Clover</b>		
111 - Building fire	1	1.56%
311 - Medical assist, assist EMS crew	1	1.56%
745 - Alarm system activation, no fire - unintentional	1	1.56%
Zone: STA 26 - Tri-Clover Total Incident:	3	4.69%
<b>STA 32 - Woodlawn</b>		
111 - Building fire	1	1.56%
112 - Fires in structure other than in a building	1	1.56%
400 - Hazardous condition, other	1	1.56%
551 - Assist police or other governmental agency	1	1.56%
651 - Smoke scare, odor of smoke	1	1.56%
745 - Alarm system activation, no fire - unintentional	12	18.75%
Zone: STA 32 - Woodlawn Total Incident:	17	26.56%
<b>STA 60 - City of Allentown</b>		
111 - Building fire	1	1.56%
571 - Cover assignment, standby, moveup	1	1.56%
Zone: STA 60 - City of Allentown Total Incident:	2	3.13%
<b>STA NC14/17 - Bethlehem Township</b>		
571 - Cover assignment, standby, moveup	1	1.56%
745 - Alarm system activation, no fire - unintentional	2	3.13%
Zone: STA NC14/17 - Bethlehem Township Total Incident:	3	4.69%
<b>TOTAL INCIDENTS FOR ALL ZONES:</b>	<b>64</b>	<b>100%</b>

Report shows count of incidents for Status selected.

# Greenawalds Fire Company

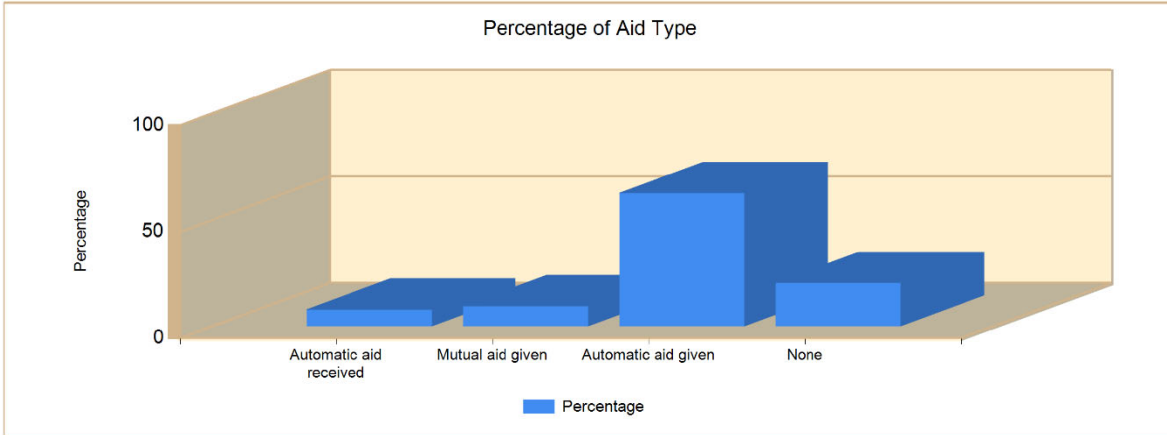
Allentown, PA

This report was generated on 10/7/2024 10:15:57 AM




## Count of Aid Given and Received for Incidents for Date Range

Start Date: 09/01/2024 | End Date: 09/30/2024



AID TYPE	TOTAL	% of TOTAL
Automatic aid received	5	7.8%
Mutual aid given	6	9.4%
Automatic aid given	40	62.5%
None	13	20.3%

Only REVIEWED incidents included



# Greenawalds Fire Company

Allentown, PA

This report was generated on 10/7/2024 10:18:36 AM



## Average Turnout Time (Dispatch to Enroute) per Apparatus for Date Range

Start Date: 09/01/2024 | End Date: 09/30/2024

APPARATUS	TURNOUT TIME (min) (Dispatch to Enroute)
11POV	2:00
AC11	0:08
B11	0:06
B11-1	0:13
B11-2	0:13
C11	0:10
DC11	0:13
E11	3:24
FPL11	1:32
R11	0:48
RE11	2:05
TA11	5:42
U11	0:57
U11-1	0:00
<b>AVERAGE TURNOUT TIME:</b>	<b>1:15</b>

Report calculates the average time difference between DISPATCH and ENROUTE for each apparatus. Only incidents where ENROUTE time is provided are included. "Cancelled Apparatus" Times Are included in the calculation of this Report.

 **EMERGENCY REPORTING**  
emergencyreporting.com  
Doc Id: 661  
Page # 1 of 1

# Greenawalds Fire Company

Allentown, PA

This report was generated on 10/7/2024 10:20:17 AM




## Average Number of Responding Personnel per Incident Type for Date Range

StartDate: 09/01/2024 | EndDate: 09/30/2024

INCIDENT TYPE	AVG. # PERSONNEL
111 - Building fire	9
112 - Fires in structure other than in a building	14
311 - Medical assist, assist EMS crew	7
321 - EMS call, excluding vehicle accident with injury	5
352 - Extrication of victim(s) from vehicle	10
400 - Hazardous condition, other	12
424 - Carbon monoxide incident	6
444 - Power line down	12
500 - Service Call, other	8
551 - Assist police or other governmental agency	5
553 - Public service	7
571 - Cover assignment, standby, moveup	10
622 - No incident found on arrival at dispatch address	17
651 - Smoke scare, odor of smoke	10
745 - Alarm system activation, no fire - unintentional	4

Reviewed Incidents only.

 **EMERGENCY REPORTING**  
emergencyreporting.com  
Doc Id: 1143  
Page # 1 of 1

# Woodlawn Fire Department

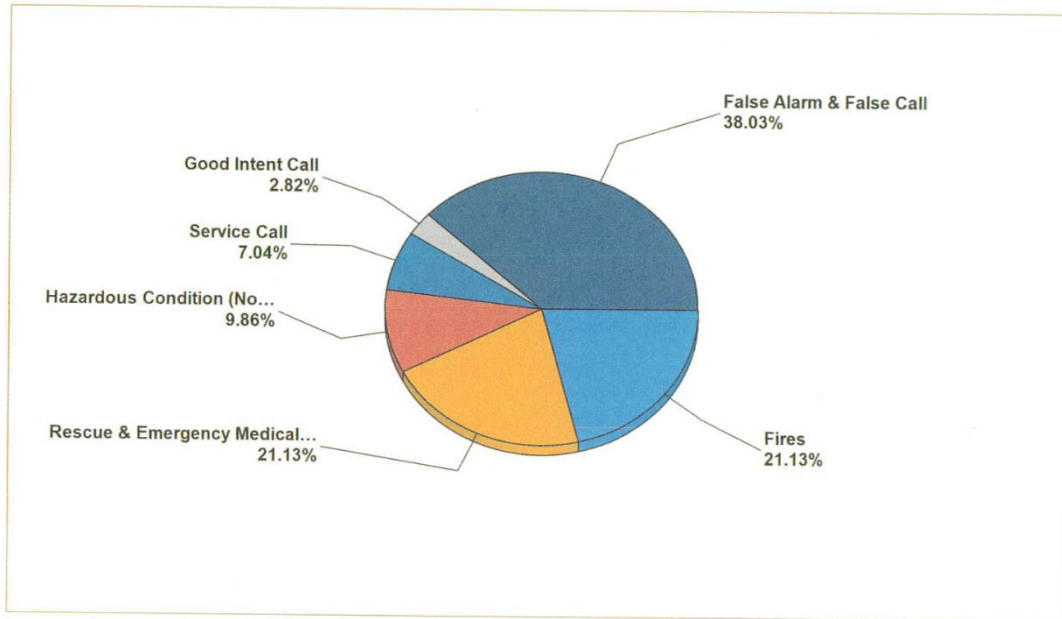
Allentown, PA

This report was generated on 10/3/2024 9:39:36 PM



## Breakdown by Major Incident Types for Date Range

Zone(s): All Zones | Start Date: 09/01/2024 | End Date: 09/30/2024



MAJOR INCIDENT TYPE	# INCIDENTS	% of TOTAL
Fires	15	21.13%
Rescue & Emergency Medical Service	15	21.13%
Hazardous Condition (No Fire)	7	9.86%
Service Call	5	7.04%
Good Intent Call	2	2.82%
False Alarm & False Call	27	38.03%
<b>TOTAL</b>	<b>71</b>	<b>100%</b>

Only REVIEWED and/or LOCKED IMPORTED incidents are included. Summary results for a major incident type are not displayed if the count is zero.



Detailed Breakdown by Incident Type		
INCIDENT TYPE	# INCIDENTS	% of TOTAL
111 - Building fire	8	11.27%
131 - Passenger vehicle fire	1	1.41%
141 - Forest, woods or wildland fire	2	2.82%
142 - Brush or brush-and-grass mixture fire	4	5.63%
311 - Medical assist, assist EMS crew	1	1.41%
321 - EMS call, excluding vehicle accident with injury	8	11.27%
322 - Motor vehicle accident with injuries	4	5.63%
352 - Extrication of victim(s) from vehicle	1	1.41%
353 - Removal of victim(s) from stalled elevator	1	1.41%
410 - Combustible/flammable gas/liquid condition, other	1	1.41%
412 - Gas leak (natural gas or LPG)	1	1.41%
413 - Oil or other combustible liquid spill	3	4.23%
421 - Chemical hazard (no spill or leak)	1	1.41%
462 - Aircraft standby	1	1.41%
551 - Assist police or other governmental agency	3	4.23%
554 - Assist invalid	1	1.41%
571 - Cover assignment, standby, moveup	1	1.41%
631 - Authorized controlled burning	1	1.41%
651 - Smoke scare, odor of smoke	1	1.41%
700 - False alarm or false call, other	1	1.41%
730 - System malfunction, other	1	1.41%
735 - Alarm system sounded due to malfunction	3	4.23%
743 - Smoke detector activation, no fire - unintentional	2	2.82%
744 - Detector activation, no fire - unintentional	9	12.68%
745 - Alarm system activation, no fire - unintentional	11	15.49%
<b>TOTAL INCIDENTS:</b>	<b>71</b>	<b>100%</b>

Location Breakdown	Members		SWT
	Calls	Responding	Calls
Cetronia - District 3	18	11	18
Tri-Clover - District 26	2	11	2
Woodlawn - District 32	45	11	45
Greenawalds - District 11	3	11	3
Whitehall Township - District 35	1	9	
Alburtis - District 1	1	12	
New Tripoli - District 17	1	6	
<b>Grand Total</b>	<b>71</b>	<b>11</b>	<b>68</b>

Only REVIEWED and/or LOCKED IMPORTED incidents are included. Summary results for a major incident type are not displayed if the count is zero.



**JEFF  
KELLY**

Emergency Management Coordinator

**CONTACT**

PHONE:  
610 794-3209

EMAIL:  
[eoc@southwhitehall.com](mailto:eoc@southwhitehall.com)

**September 2024 Emergency Management Report**

**September 9th**

SWT Public Safety Meeting

**September 11th**

Inventory EOC Equipment

**September 12th**

SWT Quarterly EMA meeting

**September 13th**

Family Safety Day Set Up

**September 14th**

Family Safety Day

**September 18th**

Pa Command Post rally

**September 27th**

Parkland SD EMA meeting

**Upcoming Events and Meetings**

- Next EMA meeting December 12th
- D4H Emergency Management Software Training

**SOUTH WHITEHALL TOWNSHIP POLICE DEPARTMENT  
SEPTEMBER 2024 DEPARTMENTAL STATISTICS**

<b>SEPTEMBER</b>	<b>2024</b>	<b>2023</b>	<b>+/-</b>	<b>%</b>	
Reports	1500	1294	206	16%	↑
Criminal Offenses	112	96	16	17%	↑
Arrests & CJP	55	57	-2	-4%	↓
Citations	345	115	230	200%	↑
Warnings	480	53	427	806%	↑



<b>YTD</b>	<b>2024</b>	<b>2023</b>	<b>+/-</b>	<b>%</b>	
Reports	11961	11567	394	3%	↑
Criminal Offenses	806	860	-54	-6%	↓
Arrests & CJP	386	366	20	5%	↑
Citations	1609	1162	447	38%	↑
Warnings	2824	2204	620	28%	↑

<b>SEPT 3 Yr. Avg.</b>	<b>2024</b>	<b>2023</b>	<b>2022</b>	<b>3 Year Avg.</b>	<b>2023 Diff</b>	<b>%</b>	
Reports	1500	1294	1190	1328.00	172.00	13%	↑
Criminal Offenses	112	96	86	98.00	14.00	14%	↑
Arrests & CJP	55	57	42	51.33	3.67	7%	↑
Citations	345	115	96	185.33	159.67	86%	↑
Warnings	480	53	112	215.00	265.00	123%	↑

<b>YTD 3 Year Avg.</b>	<b>2024</b>	<b>2023</b>	<b>2022</b>	<b>3 Year Avg.</b>	<b>2023 Diff</b>	<b>%</b>	
Reports	11961	11567	10209	11245.67	715.33	6%	↑
Criminal Offenses	806	860	768	811.33	-5.33	-1%	↓
Arrests & CJP	386	366	328	360.00	26.00	7%	↑
Citations	1609	1162	1017	1262.67	346.33	27%	↑
Warnings	2824	2204	1723	2250.33	573.67	25%	↑

<b>YTD Citations Compared To Warnings</b>	
<b>2024</b>	<b>36%</b>
ALL 2023	37%
ALL 2022	39%
ALL 2021	40%
ALL 2020	40%
ALL 2019	49%
ALL 2018	53%
ALL 2017	64%
ALL 2016	64%